

# Reception Home Learning

20.04.2020

Welcome back after Easter. Keep sharing your amazing activities on Tapestry and checking for our posts too. We have put all the learning on one document this week so that you can fit the activities in when you can. Please make sure you scroll down for all the resources!


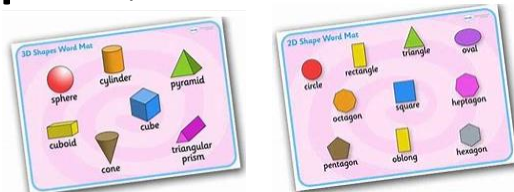
**Literacy:** how are those beanstalks and bean diaries going?

1. Handwriting warm up: first give those fingers a good stretch and a squeeze a few times then shake them out before practising forming the letters: **i t l y u**
2. This week we are starting a new story called **The Enormous Turnip**. It is a traditional tale from Russia and fits in with our growing theme. We are using the version retold by Louisa from The Little Angel Theatre Company: <https://twitter.com/LittleATheatre/status/1242061851657199616>
3. Listen and become familiar with the story this week and use the story map (attached below, page 4) to help you retell it until you are confident.
4. Have a go at writing the story in your writing books; use the words on the story map to help you.



**Maths: Number** We have set you some challenges on **Mathletics**. There is a week to complete them, but do not worry if you don't have time for them all. Use the log-in details we sent home.

**Shape!** Do you remember the shape pictures we sent home? Scroll down for more.



1. **3D shape hunt.** Watch Sarah's video on Tapestry and then have a look around your home for 3D shapes. Tip – kitchen cupboards are a good place but ask an adult to help you. See if you can match them to the shape pictures and name them. Now hide an object behind your back and ask an adult to guess the 3D shape name.
2. **Find the faces** on your 3D shapes. What do you notice about them? What shapes are the faces of a cuboid? Try cutting along one edge of a cereal box to open it out flat and see the "net." What about a cylinder? (A cylinder has 2 circle faces and one curved face which is an oblong – peel the label off a tin to prove it!)
3. If you have some paint, try **printing** with the different faces of your shape. Or draw around each face on a piece of paper/decorate the faces of a 3D shape from your recycling.
4. **Build** with your 3D shapes (either toy construction or junk modelling). Which 3D shapes were the most useful? Which were the hardest to join? Which balanced well?



**Physical:** You might not have any turnips in your kitchen, but can you help your parents prepare some vegetables with supervision? Use your finger muscles to scrub, peel and safely chop? Make a funny veggie face and send us a picture!



Play the Beans game (scroll down) for exercise!

## Song Old MacDonald



## This week's Understanding of the World:



We are now in spring, look out of the window, is there a tree? How is it changing? Take photos of trees and plants each week and compare the changes.

If you go outside once a day to exercise, take photos of trees and other plants too.

Ask these questions before you go such as – how many plants will we see? Are they all the same type? Which plants grow in the cracks in the pavement, which grow in someone's garden, which grow in the park etc? Try and draw some when you get home.



## This week's Expressive Arts and Design: creating texture



When you go outside to exercise, collect different leaves and twigs from plants and trees. Look carefully at the different sizes, shapes and colours of the things you have found and explore different ways of putting them together to make 'found art' creatures.



# Reception Home Learning 20.04.2020

## Phonics

**sh sh-sh-sh-ship**

Handwrite: **Sh** says the horse to the hissing snake



- Go on a sound hunt in your house for things beginning with **sh**
- Write these words on some pieces of paper, hide them for your child to find:  
shop    ship    shell  
fish    rush    wish
- Finally dictate this sentence for them to write:

**The cash is in the shop.**


Don't forget:



**qu qu-qu-qu-queen**

Handwrite: Round her head, up past her earrings and down past her hair

- Geraldine Giraffe



- Practise reading the **qu** sound in Buzz comic on the next page
- Dictate these words for your child to write:



**quiz**

**quid**

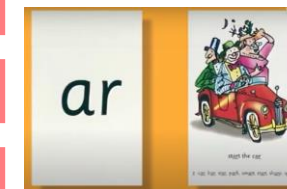
**quit**

**quick**

**quack**

- Finally dictate this sentence for them to write: **The quick fox ran fast.**

Don't forget:

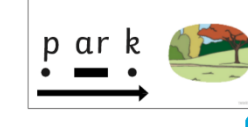
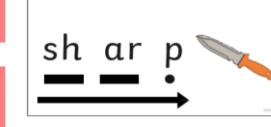
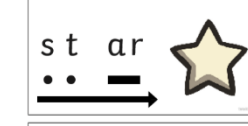
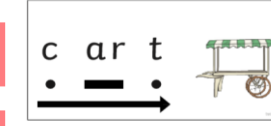
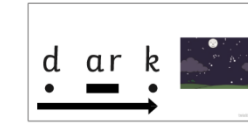
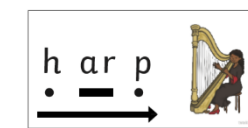



**ar start the car**



Watch the video on Espresso

[https://standalone.espresso.co.uk/espresso/primary\\_uk\\_sa/sa\\_item62767\\_0/subject/module/video/item75001/grade/module62767/index.html](https://standalone.espresso.co.uk/espresso/primary_uk_sa/sa_item62767_0/subject/module/video/item75001/grade/module62767/index.html)

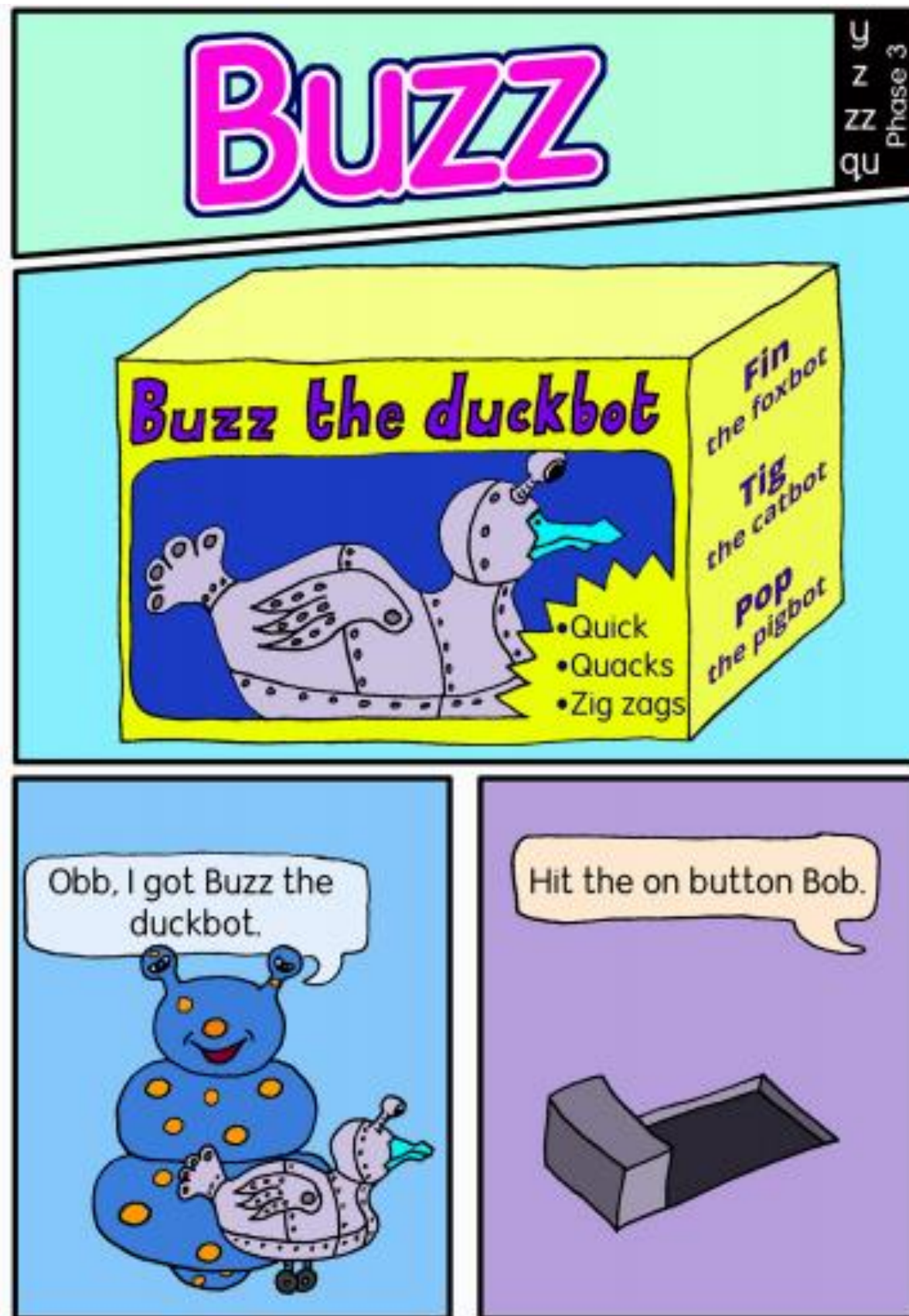


Scroll down to see it bigger!

- Practise reading the **ar** sound in the story.
- Write the words and find the **ar** words.
- Dictate this sentence for your child to write: **I can see the bright star in the dark.**
- Challenge – make up your own sentences using the words above. Remember:









**20.04.2020**

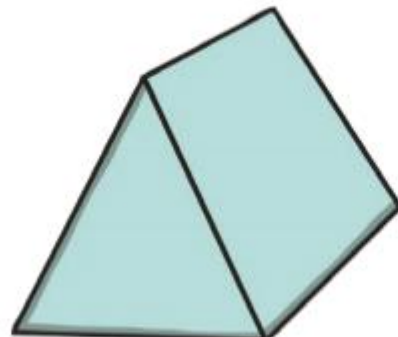





## 3D Shapes



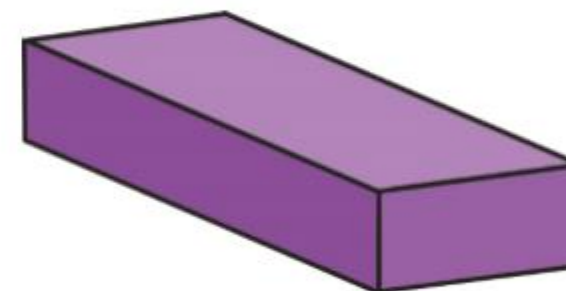
**square-based pyramid**



**triangular prism**



**cone**




**cuboid**



**cube**




**cylinder**



**sphere**

### 2D Shape Word Mat



circle



rectangle



triangle




oval



octagon



square



heptagon



rhombus



pentagon



hexagon



kite



## Activity Beans

- Tell the children they are going to be beans. Explain that they need to listen to which type of bean they will be and then move like that type of bean.
- Start off with about 3 different types of beans. This can be increased as the children get used to playing the game.
- Choose from:

### Runner bean

Run on the spot.

### Jumping bean

Moving jump.

### Coffee bean

Fast running.

### French bean

Walk up on tiptoes and say 'ooh la la.'

### Jelly bean

Shake like jelly.

### Baked bean

Curl up very small on the ground.

- Play the game for about 5 minutes.



## A Shark in the Park

Marvin and Arthur went to the park on a bright day. The park was not too far so they did not need the car.

At the park, the sun went in and it started to get a bit dark. Marvin and Arthur went to the far end of the park. In the pond, they spotted a fin. They went to the pond and there was a shark. The shark had a lot of sharp teeth and was swimming to Marvin and Arthur.










The shark swam to harm them so they left the park.



## Find and Write the 'ar' Words

Write the words and then colour the ones with an 'ar' sound in them.



 <div> <div></div> <div></div> <div></div> </div>	 <div> <div></div> <div></div> <div></div> </div>	 <div> <div></div> <div>oa</div> <div></div> </div>
 <div> <div></div> <div></div> <div></div> </div>	 <div> <div></div> <div></div> <div></div> </div>	 <div> <div></div> <div></div> <div></div> </div>
 <div> <div></div> <div></div> <div></div> </div>	 <div> <div></div> <div></div> <div></div> </div>	 <div> <div></div> <div></div> <div></div> </div>