

Reception Home Learning

27.04.2020

Welcome to Week Two of Summer Term. Keep sharing your amazing activities on Tapestry and checking for our posts too. All the learning on one document this week so that you can fit the activities in when you can. Please scroll down for all the resources!

Literacy

1. Handwriting warm up: first give those fingers a good stretch and a squeeze a few times then shake them out before practising forming the letters: **V W X Z**.
2. Use your Phonics sheets to remind you of the sounds you will need to write captions for the **pictures** from the story (**scroll down for these**).
3. Remember to think about your idea first, say it aloud, think about how many words and finger spaces you are going to use.
4. Then check each of your sentences for these things.



Physical: Try to use some tongs, tweezers or clothes peg to pick up some small objects like raisins or seeds.



A game of "The Floor is Lava" is a great way to burn off some energy! Have kids spread things like stuffed animals or pillows across the floor and challenge them to jump from one to the next without touching the floor and falling into the "lava!" If kids do touch the floor, challenge them to keep going to see how far they can get.

This week's Understanding of the World:



As well as all the beautiful blossom that has burst forth lately, I wake each morning to a chorus of bird song. Now is the time that birds are building their nests.

Click on this link to see some of the places birds have been building their nests: [Birds' nests](#)

Why not spend 15 minutes this week counting how many different birds and other wildlife you can spot I've enclosed a 'Spot it' watching sheet from the RSPB along with the resources below.

Song

5 Little Ducks



This week's Expressive Arts and Design: Exploring sound

Can you be as clever as a bird and use your body to make sounds too?

Here are some ways to think about:


- What sounds can you make with your lips?
- What sounds can you make with your tongue?
- What sounds can you make with your teeth?
- Tap your body with your hands; what sounds can you make?
- Try changing your sounds: how can you make them faster, slower, quieter, louder?
- Explore the kitchen – pots and pans are always useful to encourage the exploration of sounds e.g. tapping a pan with a spoon creates a different sound when you tap or 'swish' a pan with your hand.
- Experiment with how many different sounds can be found by playing with kitchen utensils or things you can find outside, e.g. leaves and twigs.



Maths

1. Mathletics.com Log on to see what we have set for you this week or choose your own.
2. Do you remember our amazing Superato story? Hear it read beautifully on <https://www.youtube.com/watch?v=QlaMeNmTG6c>
This week Supertato will be helping us with our maths. Listen to the activities each day on <https://whiterosemaths.com/homelearning/early-years/> or on Tapestry.

Day 1 – Supertato



A trap for the Evil Pea

In "Supertato" the Evil Pea is up to no good. We must keep him frozen! See if you can make your own trap for him! Have a look around the house for something you could make a trap for him with!

Talking Together

Use your maths skills to make a trap. Remember he is small so what might you have to make sure he doesn't escape?
Could you use a box? Remember we just want to trap him so he will need holes to breath!
Do we need to check he is in there? How will we see?
Check in your freezer – do you have any peas in there? What other vegetables need to be frozen to keep them in control? Could you make a list of all your frozen veggies?



How many do you have?
Are the bags full or half full?



Reception Home Learning 27.04.2020

Phonics

- Say **ch-ch-ch**



[Watch the Alphablocks](#)



- Practice writing **ch**

Curl around the caterpillar, then down the horse's head to the hooves and over his back

- Go on a sound hunt in your house for things with a **ch** sound
- Write these words on some pieces of paper, hide them for your child to find. Use 'Fred Frog' fingers to sound them out:



chip such
chin chat

- Finally dictate this caption for them to write:



**fish and chips
on a dish**

Phoneme



Finger spaces

The cat is
big.



Remember:

- x-x-x-x-exercise**
- Handwrite description: 'down the arm and leg, repeat for the other side'
- [Geraldine the Giraffe x](#)
(click the link to follow)



- Practise reading the **x** sound in Pet Vet comic on the next page
- Dictate these words for your child to sound out and write

box mix fox
six fix next

- What is happening here?
- Write a sentence to go with this picture



Phoneme



Finger spaces

The cat is
big.



Phoneme



- Watch the video to revise your set 2 speed sounds


ay ee igh ow oo oo ar

<https://www.youtube.com/watch?v=p7hRbrpq5Bo>



- or** shut the door watch:

<https://www.discoveryeducation.co.uk/free-resources>



- read

Put a circle around the things that have 'or' in them.



torch



corn



Fish and chips
on a dish.



The light of a torch.



Tools in the shed.



thorn



coins




Looking at books.


- Dictate these words for your child to sound out and write **sort** **short** **worn** **horse** **sport**
snort **fork**

- Read the unicorn story below and write a sentence for the end "The unicorn was..."

The Unicorn




Up in the north, near to York,
was a foal.




On a wet night, in a storm, the
foal was born.




A vet went to help.



The foal was a bit different. He
was short.



They fed him food with a fork to
help him get bigger. He did not
get bigger.



After that, the foal got a horn. He
had a big horn. In fact, he was not
a foal, he was a unicorn.

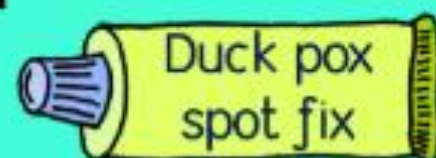
Pet Vet

J
V
W
X
Phase 3

I am a pet vet.
I can fix sick pets.




Rick has duck pox.



Will can not wag.



Jim has to get a jab.



Rex has a bad tum. Jam is not a rabbit snack.

I am sick.



Rex has a big kip in his box.



A big nap and a bit
of rabbit mix will
fix Rex.



Rex is fit
and well.



Reception Home Learning

27.04.2020

Caption Writing: think about what is happening in each picture and write one sentence for each picture (you can write your sentences in your yellow writing book)



Spot it! Birds and mammals

Ray Kennedy (rspb-images.com)



House sparrow

Mick Upton (rspb-images.com)



Carrion crow

David Norton (rspb-images.com)



Black-headed gull

Andy Hay (rspb-images.com)



Woodpigeon

Ben Andrew (rspb-images.com)



Starling

Ray Kennedy (rspb-images.com)



Blue tit

Ray Kennedy (rspb-images.com)



Blackbird

Ray Kennedy (rspb-images.com)



Robin

Ben Andrew (rspb-images.com)



Magpie

Ray Kennedy (rspb-images.com)



Song thrush

Ben Hall (rspb-images.com)



Grey squirrel

Ben Hall (rspb-images.com)



Rabbit

Seen something else? Draw it!