



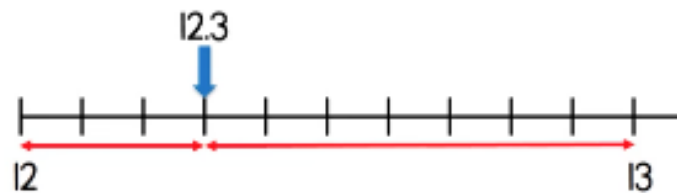
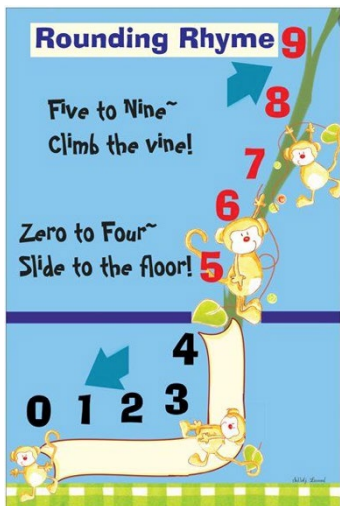
**Summer week 2 Lesson 1 – 27.04.20**

**LO: To be able to round decimals**

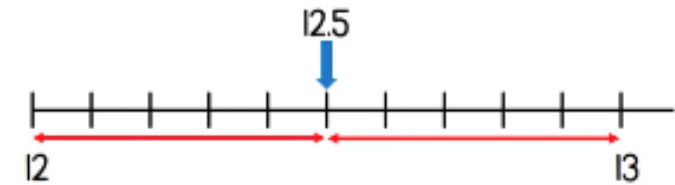
**Success Criteria:**

- |   |
|---|
| 1. Decide the 2 whole numbers your decimal falls between e.g. 12.3 is between 12 and 13.                    |
| 2. Draw a number line with 10 equal parts and label the ends.   |
| 3. Place your decimal on the number line.   |
| 4. Look for which whole number your decimal is closest to and round your number e.g. 12.3 is closest to 12. |

**Model**



The nearest whole number to 12.3 is 12



12.5 rounded to the nearest whole number is 13

Now try rounding the following decimals to the nearest whole number by **drawing a number line**:

13.2                      45.6                      37.9                      40.5                      67.4                      99.8

**Then, come up with some of your own- can you use some 3 digit numbers?**

**Year 5 Maths**

**Summer week 2 Lesson 1 – 27.04.20**

**LO: To be able to round decimals**

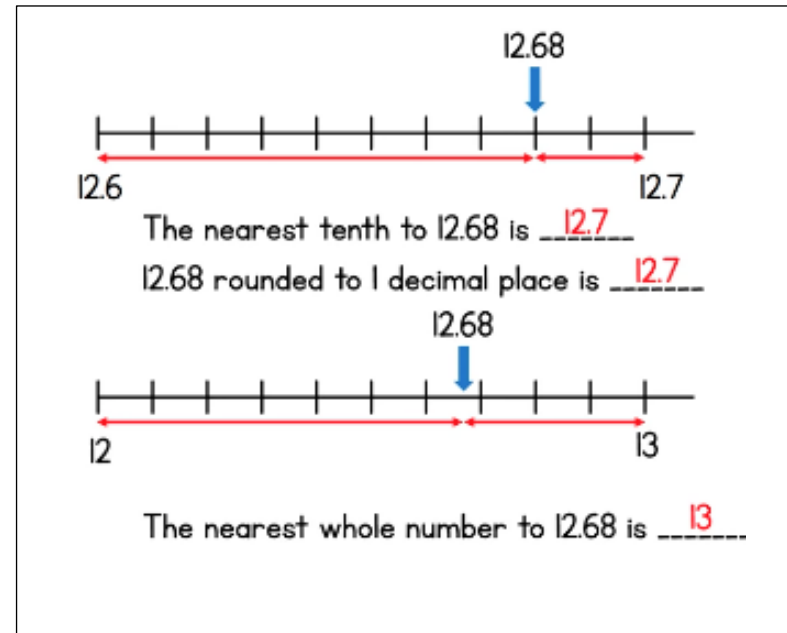
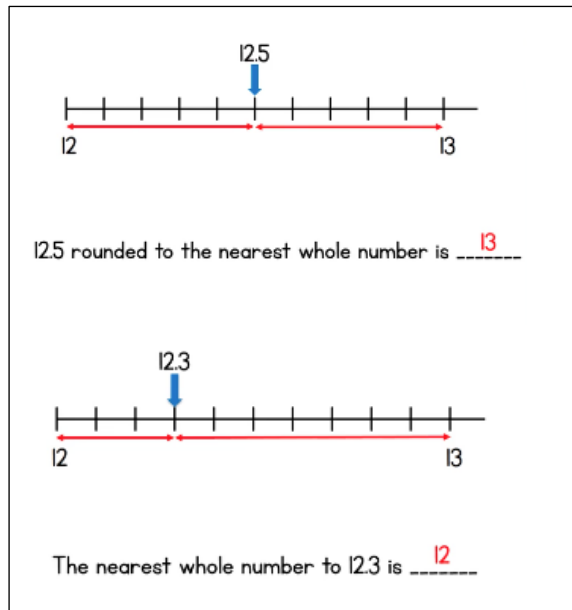
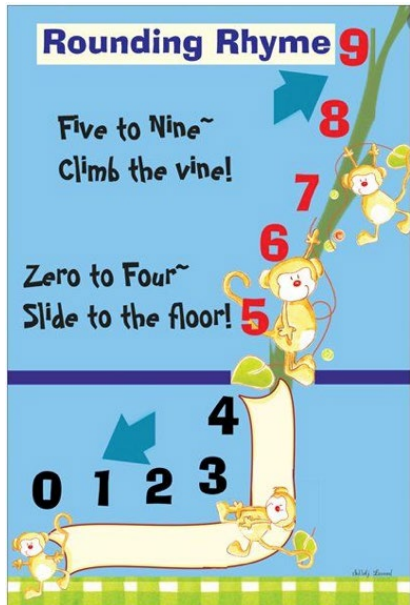
**Success Criteria:**

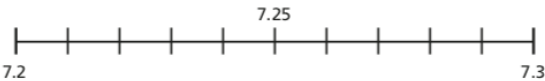
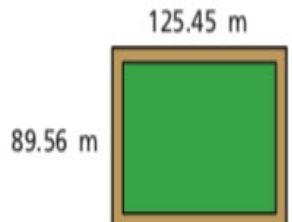
You are going to practise rounding Decimals!

**Success Criteria:**

1. Decide the 2 whole numbers your decimal falls between e.g. 12.3 is between 12 and 13.
2. Draw a number line with 10 equal parts and label the ends.
3. Place your decimal on the number line.
4. Look for which whole number your decimal is closest to and round your number e.g. 12.3 is closest to 12.

**Model:**



Task 1	Task 2	Task 3																				
<p><b>Practice</b></p> <ul style="list-style-type: none"> <li>Show the position of each number on a number line.</li> <li>Use the number line to round these decimals to the nearest whole number.</li> </ul> <p>1a) 17.2</p> <p>1b) 14.8</p> <p>1c) 6.5</p> <p>Now use a number line to round these decimal numbers to the nearest <b>tenth</b> and the nearest <b>whole number</b>.</p> <p>2</p> <p>a) 7.23</p>  <p>The nearest tenth is <input type="text"/></p> <p>The nearest whole number is <input type="text"/></p> <p>2 b. 14.56</p> <p>2 c. 6.45</p>	<p><b>Now try these:</b></p> <p>3.</p> <p>a) When rounding to the nearest tenth, how many digits will there be after the decimal point? <input type="text"/></p> <p>b) Round each number to one decimal place.</p> <table> <tr> <td>1.33</td><td><input type="text"/></td> <td>4.03</td><td><input type="text"/></td> </tr> <tr> <td>1.34</td><td><input type="text"/></td> <td>4.04</td><td><input type="text"/></td> </tr> <tr> <td>1.35</td><td><input type="text"/></td> <td>4.05</td><td><input type="text"/></td> </tr> <tr> <td>1.36</td><td><input type="text"/></td> <td>4.06</td><td><input type="text"/></td> </tr> <tr> <td>1.37</td><td><input type="text"/></td> <td>4.07</td><td><input type="text"/></td> </tr> </table> <p>4.</p> <p>Circle each decimal that rounds to 6.2</p> <p>6.32    6.23    6.27    6.17    6.12    6.25</p>	1.33	<input type="text"/>	4.03	<input type="text"/>	1.34	<input type="text"/>	4.04	<input type="text"/>	1.35	<input type="text"/>	4.05	<input type="text"/>	1.36	<input type="text"/>	4.06	<input type="text"/>	1.37	<input type="text"/>	4.07	<input type="text"/>	<p><b>Have a go at these problems:</b></p> <p>5.</p> <p>Amir is thinking of a number.</p> <p>Rounded to the nearest whole his number is 5</p> <p>Rounded to the nearest tenth his number is 4.8</p> <p>Write at least four different numbers that Amir could be thinking of.</p> <p>6.</p> <p>A farmer is building a new fence for her sheep field.</p> <p>Here are the measurements.</p>  <p>She wants to build a fence around the whole field.</p> <p>Estimate how much fencing you think she will need.</p>
1.33	<input type="text"/>	4.03	<input type="text"/>																			
1.34	<input type="text"/>	4.04	<input type="text"/>																			
1.35	<input type="text"/>	4.05	<input type="text"/>																			
1.36	<input type="text"/>	4.06	<input type="text"/>																			
1.37	<input type="text"/>	4.07	<input type="text"/>																			

