

Starter

Mild – complete questions 1-4 and 11-14

Double each of the following numbers:

1) $780 =$ 1560

3) $2480 =$ 4960

5) $12630 =$ 25,260

7) $2.75 =$ 5.5

9) $6.85 =$ 13.7

2) $290 =$ 580

4) $3840 =$ 7680

6) $5.6 =$ 11.2

8) $9.72 =$ 19.44

10) $5.92 =$ 11.84

Find half of the following numbers:

11) $880 =$ 440

13) $2150 =$ 1075

15) $3560 =$ 1780

17) $7.68 =$ 3.84

19) $11.5 =$ 5.75

12) $450 =$ 225

14) $7670 =$ 3,835

16) $16.5 =$ 8.25

18) $15.72 =$ 7.86

20) $7.38 =$ 3.69



Summer week 7 Lesson 4 – 11.06.20

LO: Reason about graphs.


Success Criteria:

- | |
|---|
| 1. Read the question carefully twice. |
| 2. Decide what calculation it needs |
| 3. Remember to explain WHY in your answer |

Model

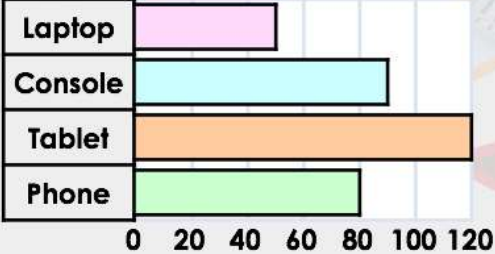
Reasoning 1

Kate says,



There were 20 more votes for consoles than phones.

KS2's Favourite Gadgets



Gadget	Votes
Laptop	50
Console	90
Tablet	120
Phone	80

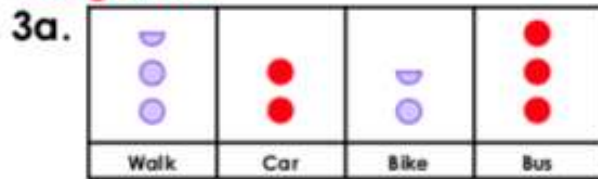
Is she correct? Convince me.

Kate is not correct because there were 90 votes for consoles and 80 votes for phones, so there were 10 more votes for consoles than phones.

Canonbury Home Learning

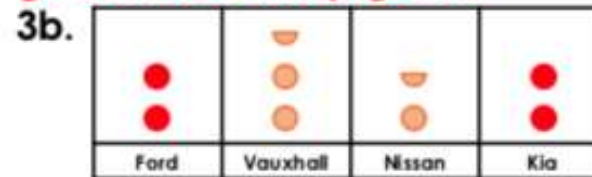
1a. Georgia is not correct because there are 12 ducks and 3 squirrels, so there are 9 more ducks than squirrels.

2a. A is the odd one out because it is incorrect. Fourteen houses were sold altogether.



1b. Frankie is not correct because there are 8 votes for sci-fi and 4 votes for mystery, so there are 4 more votes for sci-fi than mystery.

2b. A is the odd one out because it is incorrect. The most common bird in the garden was the pigeon.



1a. Georgia says,



There are 10 more ducks than squirrels.

Animals at the Park

Swans	4
Ducks	12
Dogs	7
Squirrels	3

0 2 4 6 8 10 12

☆ Is she correct? Convince me.

1b. Frankie says,



There are 5 more votes for sci-fi than mystery.

Favourite Type of Book

Comedy	9
Sci-Fi	8
Fantasy	11
Mystery	4

0 2 4 6 8 10 12



☆ Is he correct? Convince me.

3a. Fill in the missing data.

More children travel by car than bike but fewer children go in the car than walk.

Two more children travel by bus than car.

Method of Transport to School

			
Walk	Car	Bike	Bus



☆ = 2 votes

3b. Fill in the missing data.

There are more Fords than Nissans but fewer Fords than Vauxhalls.

There is 1 more Kia than Nissans.

Make of Cars in the School Car Park

			
Ford	Vauxhall	Nissan	Kia

☆ = 2 cars

2a. Circle the odd one out of A, B and C.

Day	Houses Sold
Friday	2
Saturday	6
Sunday	5
Monday	1

A. Ten houses were sold altogether.
B. Most of the houses were sold on the Saturday.
C. 1 house was sold on Monday.

☆ Explain your reasoning.

2b. Circle the odd one out of A, B and C.

Birds in the Garden	Number Counted
Robin	1
Pigeon	6
Magpie	3
Sparrow	5

A. The most common bird in the garden was the robin.
B. There were 15 birds altogether.
C. The robin was the least common bird.

☆ Explain your reasoning.

Canonbury Home Learning
Year 5 Maths Summer week 7 Lesson 4 – 11.06.20

LO: Reason about graphs.

Success Criteria:

- | |
|---|
| 1. Read the question carefully twice. |
| 2. Decide what calculation it needs |
| 3. Remember to explain WHY in your answer |

Model:

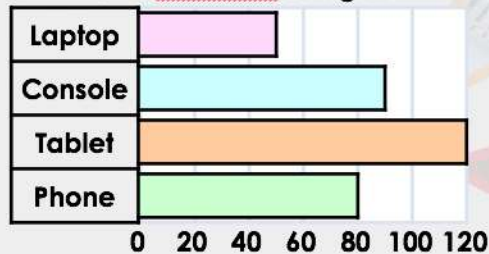
Reasoning 1

Kate says,



There were 20 more votes for consoles than phones.

KS2's Favourite Gadgets



Is she correct? Convince me.

Kate is not correct because there were 90 votes for consoles and 80 votes for phones, so there were 10 more votes for consoles than phones.

Circle the odd one out of A, B and C.

Favourite Treats	Votes
Chocolate	80
Sweets	60
Biscuits	30
Crisps	90

A. 250 people voted for their favourite treats.

B. Crisps received the highest number of votes.

C. 60 people voted for sweets.

Explain your reasoning.

A is the odd one out because it is incorrect. 260 people voted for their favourite treats.

Task 1 - Mild

4a. Melissa is not correct because there are 90 parsnips and 60 leeks, so there are 30 more parsnips than leeks.
5a. B is the odd one out because it is incorrect. Most of the children live 1 – 2km away.

6a.

Romans	Explorers	Rainforests	Animals

4a. Melissa says.

 There are 20 more parsnips than leeks.

Number of Vegetables in an Allotment

Carrots	80
Parsnips	90
Leeks	60
Onions	70

0 20 40 60 80 100 120
 Is she correct? Convince me.

5a. Circle the odd one out of A, B and C.

Distance to School	Number of Children
0 – 1km	20
1 – 2km	60
2 – 3km	10
3 – 4km	10

A. The data shows the distance to school for 100 children.
 B. Most of the children live 0 – 1km away.
 C. 60 children live 1 – 2 km away.

Explain your reasoning.

6a. Fill in the missing data.

There were fewer votes for Animals than Rainforests but more votes than Romans.
 There were 10 fewer votes for Explorers than Romans.

Year 4's Favourite Topic

Romans	Explorers	Rainforests	Animals

= 10 votes

Task 2 - Spicy

Greater Depth
7a. Sarah is not correct because 10 people walk over 9km a day and 25 people walk between 5 and 7km a day so 15 fewer people walk over 9km a day than between 5 and 7km.
8a. A is the odd one out because it is incorrect. 60 snacks were sold at the tuck shop altogether.
9a.

Spring	Summer	Autumn	Winter

7a. Sarah says.

 10 fewer people walk over 9km a day than between 5 and 7km.

Distance Walked Each Day

< 5km	10
5 – 7km	25
7 – 9km	15
9km +	10

0 15 30
 Is she correct? Convince me.

8a. Circle the odd one out of A, B and C.

Tuck Shop Snacks	Number Sold
Bread Sticks	
Raisins	
Crackers	
Fruit Pot	

A. 50 snacks were sold at the tuck shop altogether.
 B. Crackers were the least popular snack.
 C. Bread sticks were the most popular snack.

Explain your reasoning.

9a. Fill in the missing data.

There were fewer votes for winter than spring, but more for winter than autumn.
 There were 225 votes for summer and autumn altogether.

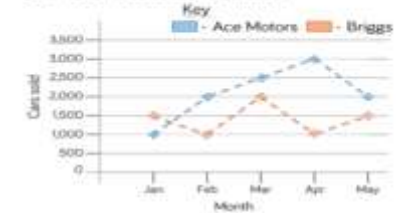
Favourite Season of the Year

Spring	Summer	Autumn	Winter

= 50 votes

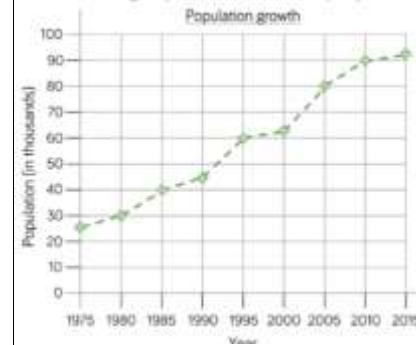
Task 3 - Red Hot

The graph shows the number of cars sold by two different companies.



2,000
 Ace 5,500
 Briggs 4,500
 Difference of 1,000
 Ace sold more.
 Points on graph are all half an interval up from Briggs.

- How many more cars did Ace Motors sell than Briggs in April?
- From January to March, how many cars did each company sell? Who sold more? How many more did they sell?
- Crooks Motors sold 250 more cars than Briggs each month. Plot Crooks Motors' sales on the graph.



40,000
 45,000
 2005

What was the population in 1985?
 How much did the population grow between 1990 and 2010?
 When was the population double the population of 1985?

