

Canonbury Home Learning
Year 1 Maths

Date: Monday 1st June 2020

LO: To make doubles

Watch the interactive video on White Rose Home Learning

<https://whiterosemaths.com/homelearning/year-1/>

Lesson 1 - Make doubles



Success Criteria: _____

1. Watch the video and pause it to answer the questions.
2. Look for objects in your home to make doubles. **Make double 3, double 6 and double 8.**

3. Represent your doubles in these four ways:


Double ... is...

...+... = ...

part whole model

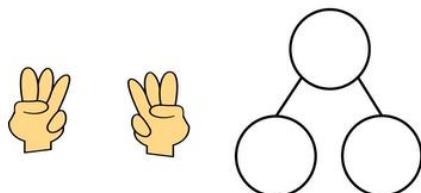
number line

4. Answer the questions on the worksheet. Draw two groups to work out your doubles.



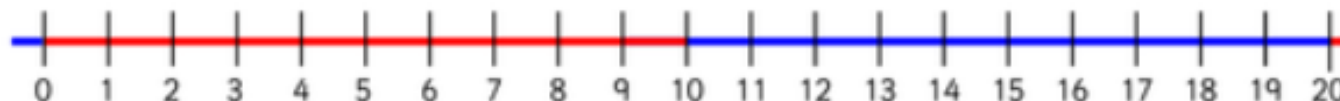
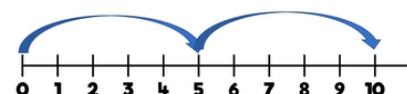
Double is

$$\boxed{3} + \boxed{3} = \boxed{\quad}$$



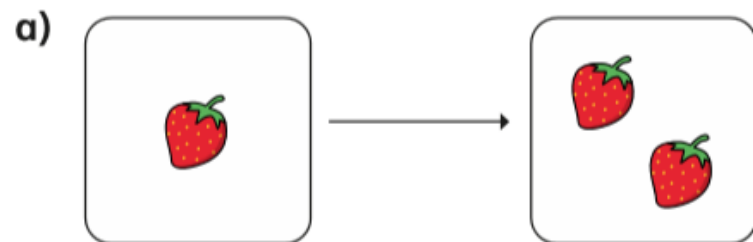
Double is

$$\boxed{5} + \boxed{5} = \boxed{\quad}$$

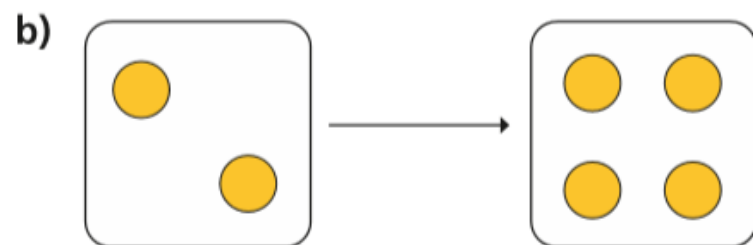


1 Complete the sentences.

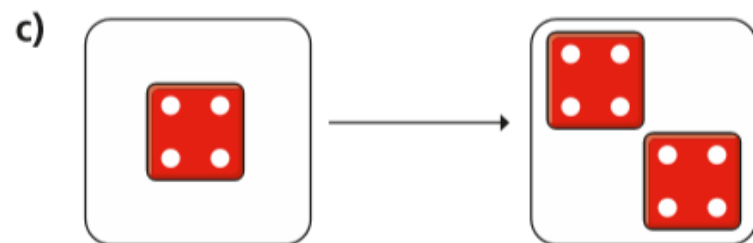
Use the pictures to help you.



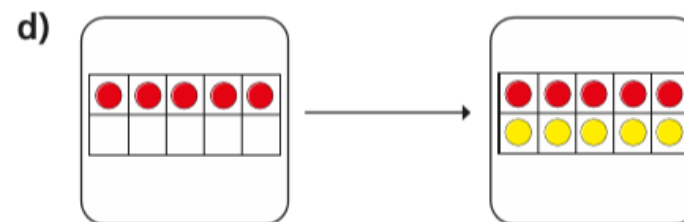
Double 1 is



Double 2 is



Double is



Double is

2 Match the doubles to the additions.

Double 3	6 + 6
Double 6	7 + 7
Double 10	3 + 3
Double 7	10 + 10

3 Fill in the gaps.

a) Double 15 is

b) Double 11 is

c) Double 12 is

d) Double 20 is

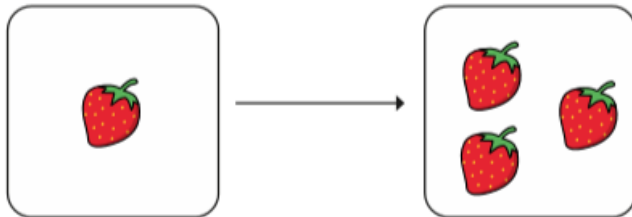
e) Double is 8

f) Double is 16

4



I have doubled the number of strawberries.



Do you agree with Mo? _____

Talk about it with a partner.