

1. Choose a book to read (there are two)

The Ice Rink – Book 1


A flight to New York – book 2


2. Talk about what you have read

3. Do the follow up activity after the story

Remind children of the range of strategies that they can use to decode new words: sounding out, using the pictures for clues

BOOK 1





Wilf and Dad went to the ice rink.
They put skates on.

1




They went on to the ice.

2

"Hold my hand," said Dad.

3



Wilf held Dad's hand.

4

"This is fun," said Wilf.

5



Wilf let go of his Dad's hand.

He began to skate.




Whoops! Wilf sat down with a bump.

"This ice is cold," said Wilf.



Dad began to skate.

He went round the rink.



"Look at me spin!" said Dad.

12



"Look at me jump!"

13



Dad got some cold drinks.

14

"Look out, Dad," said Wilf.

15




Oh no! A banana skin.

16

Follow up activity:

The Ice Rink



AFTER READING

- Look at Wilf on page 4. Ask: *How do you think Wilf is feeling?*
- Ask: *Do you think the ending is funny? Why?*
- Ask: *Did Wilf get better at skating?* Look through the book and notice how Wilf gradually improves.

Questions

1. Who went ice skating?

2. Why do you think Wilf held his dad's hand?

3.What happened to Wilf when he let go of his dad's hand?

4.What was dad's skating like?

5.What special things could dad do on the ice?

Read the following sentences.

Dad fell on the ice. **true / false**

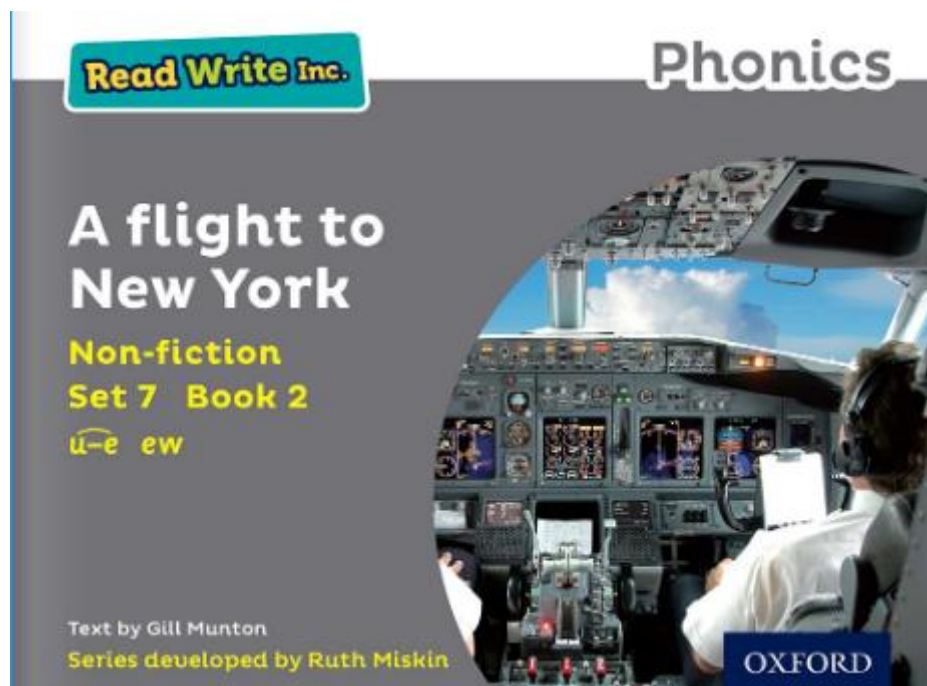
Dad slipped on a banana skin. **true / false**

Dad and Wilf went to a cafe after skating. **true / false**

Wilf fell on the ice. **true / false**

Wilf enjoyed himself. **true / false**


BOOK 2



	definition
air crew	people who see to your needs on an aircraft
check in	hand in your bags
passport	a small book with your name and photograph inside that shows which country you come from
screened	checked to make sure that you are not carrying anything dangerous
X-ray	a photograph which shows the inside of something
life jackets	blow-up jackets for a landing on water
cockpit	the part of the aircraft where the pilot sits
co-pilot	the assistant pilot

Red Words

Ask children to practise reading the words across the rows, down the columns and in and out of order clearly and quickly.



all	are	come	here
to	you	your	yourself
some	watch	of	one
there	their	other	any
many	could	should	father

8

Speedy Green Words

Ask children to practise reading the words across the rows, down the columns and in and out of order clearly and quickly.



take	places	leave	first
check	show	next	keep
safe	life	rules	drinks
cool	listen	tunes	look
window	blue	white	end



On the flight, you can read to keep yourself amused.
You can listen to a few tunes, or watch a film.
Or you can just look out of the window.
The sky looks bright blue and the clouds are white and fluffy.



At the end of the flight, the aircraft lands on the runway.
This aircraft is landing in New York in America.




14

You go down the steps and collect your bags.
Now you can go and explore New York.



16



Questions

1. Why do lots of people go to Heathrow Airport?
2. Why do you have to wear a seatbelt when the aircraft takes off?
3. What do stewards use to bring you meals and drinks?
4. What might you see from an aircraft window?
5. What must you remember to do before you leave the airport?

Questions to read and answer

(Children complete without your help.)

1. What do you do first at the airport?
2. What rules do the air crew tell you about?
3. Where does the co-pilot sit?
4. What sort of things can you do on the flight?
5. Where is New York?