

Canonbury Home Learning

Year 1 Maths

Steppingstone activity



Date: Monday 11.5.2020




LO: To explore making equal groups

Success Criteria:

- | |
|---|
| 1. Choose small objects in your house |
| 2. Make equal groups with the small objects |
| 3. Write one statement |

Model

Use objects in your house to make equal groups.



Write a statement such as 'there are ___ groups of ___.'

There are 3 groups of 2 Lego blocks.

Canonbury Home Learning
Year 1 Maths

Date: Monday 11.5.2020

LO: To explore making equal groups

Success Criteria:

1. Choose small objects in your house
2. Make equal groups with the small objects
3. Write a statement for each set of equal groups (you can even draw them in your books)

Model:

Use objects in your house to make equal groups.

I have used pasta.



Write a statement such as 'there are ___ groups of ___.'

There are groups of pieces of pasta.

Task 1

Use objects in your house to make these groups.

- 2 equal groups of 5
- 5 equal groups of 3
- 6 equal groups of 2
- 3 equal groups of 3

Example:

There are 2 groups of 4 sticks.



Task 2

Josh is drawing equal groups of 3



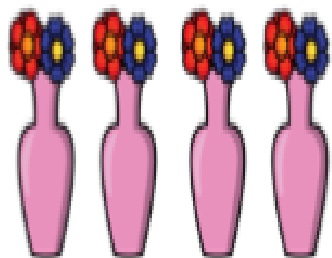
Complete his drawing.

Task 3

Complete the sentences



There are ___ groups of ___ pencils.




There are ___ groups of ___ flowers.

Task 4


Ron and Mo have some cherries.



Ron



Mo



Who has made equal groups? _____

How do you know?