

Canonbury Home Learning

Year 1 Maths

Date: Wednesday 1.7.2020

LO: To compare numbers.

Watch the interactive video on White Rose Home Learning

<https://whiterosemaths.com/homelearning/year-1/>

Summer Term - Week 9 (w/c 22nd June)

Lesson 3 - Comparing numbers

What can we use to compare numbers?

Less than
<

Greater than
>

96 is Greater than 94

38 is Less than 83

1	2	3	4	5	6	7	8	9	10
11	12	13	14	15	16	17	18	19	20
21	22	23	24	25	26	27	28	29	30
31	32	33	34	35	36	37	38	39	40
41	42	43	44	45	46	47	48	49	50
51	52	53	54	55	56	57	58	59	60
61	62	63	64	65	66	67	68	69	70
71	72	73	74	75	76	77	78	79	80
81	82	83	84	85	86	87	88	89	90

Success Criteria:

1. Watch the video and pause it to answer the questions.
2. Use the tens and ones (please scroll down) or draw them
3. Choose 2 two digit numbers. e.g. 34 24 Use the tens and ones and compare them using the language below.



e.g.

4. Answer the questions on the worksheet.

Less than

<


Greater than

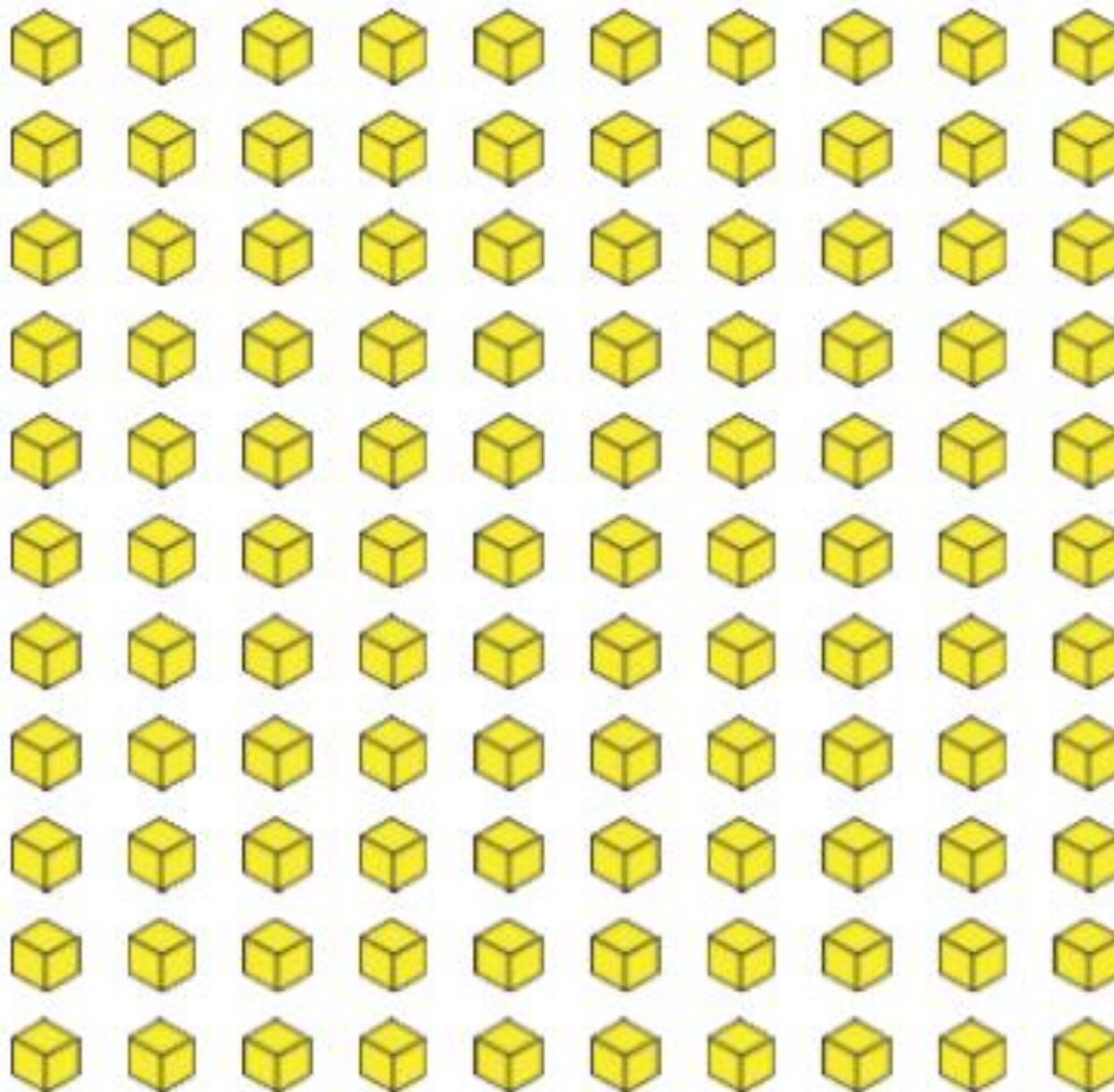
>

More than

Equal to

=





Today we are going to be comparing numbers.

When we compare numbers, we use the words below.

Less than

<

Greater than

>

More than

Equal to

=

How many tens are there? How many ones are there?
How can we compare the two of them?




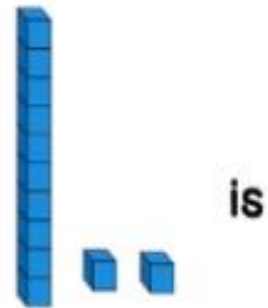
Did you notice that they both have ones?

One of them has 3 tens and other one has 2 tens.

34 is greater than 24

Another way that we can compare is by writing **34 > 24**

We can also say **34 is more than 24**

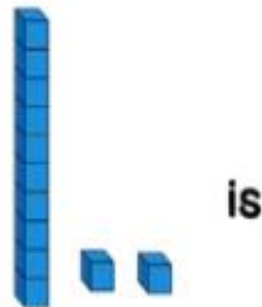


Look at the two numbers that we are comparing. First think about how much is it?
See if you can put the right comparison in.
Choose one of the comparisons


less than
<

equal to

greater than
>



less than
<



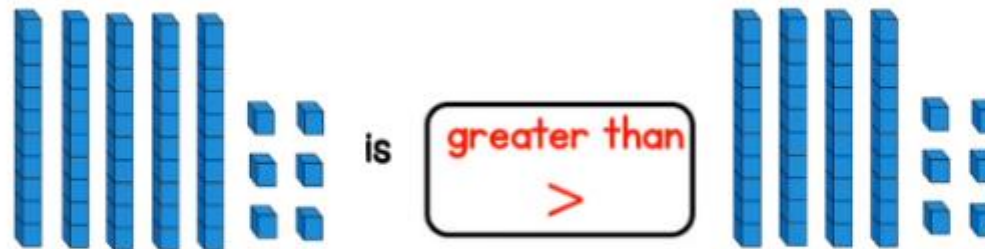


Look at the two numbers that we are comparing. First think about how much is it?
See if you can put the right comparison in.
Choose one of the comparisons

less than
<

equal to

greater than
>



This one has **5 tens and 6 ones.**

56


This one has **4 tens and 6 ones.**

46

Try and do all 4 questions

1 Which is the greater number in each pair?

Tick your answers.



How do you know?

2 Mo and Kim each have some marbles.



a) How many marbles does Mo have?

b) How many marbles does Kim have?

c) Who has more marbles? _____

How do you know?

3 Use base 10

a) Make a number greater than 50

What number did you make?

b) Make a number less than 90

What number did you make?

c) Make a number greater than 80
but less than 100

What number did you make?

Talk about your answers.

4 Write **greater than** or **less than** to complete the sentences.

a) 72 is _____ 83

b) 100 is _____ 99

c) 65 is _____ 56

Please scroll down to see **base 10/dienes** materials for you to use for **question 3**.
You can also draw them when making each number for **question 3**.

