

Canonbury Home Learning

Year 1 Maths

Date: Thursday 2.7.2020

LO: To compare numbers.

Watch the interactive video on White Rose Home Learning

<https://whiterosemaths.com/homelearning/year-1/>

Summer Term - Week 9 (w/c 22nd June)

Lesson 4 - Comparing numbers (2)

Have a go



Which number is the greatest?

| Tens | Ones |
|------|------|
| 5 | 6 |

| Tens | Ones |
|------|------|
| 6 | 5 |

Success Criteria:


1. Watch the video and pause it to answer the questions.
2. Choose 2 two digit numbers. e.g. 56 29
3. Use the tens and ones (please scroll down below) or draw them and compare them by writing the sentence below.

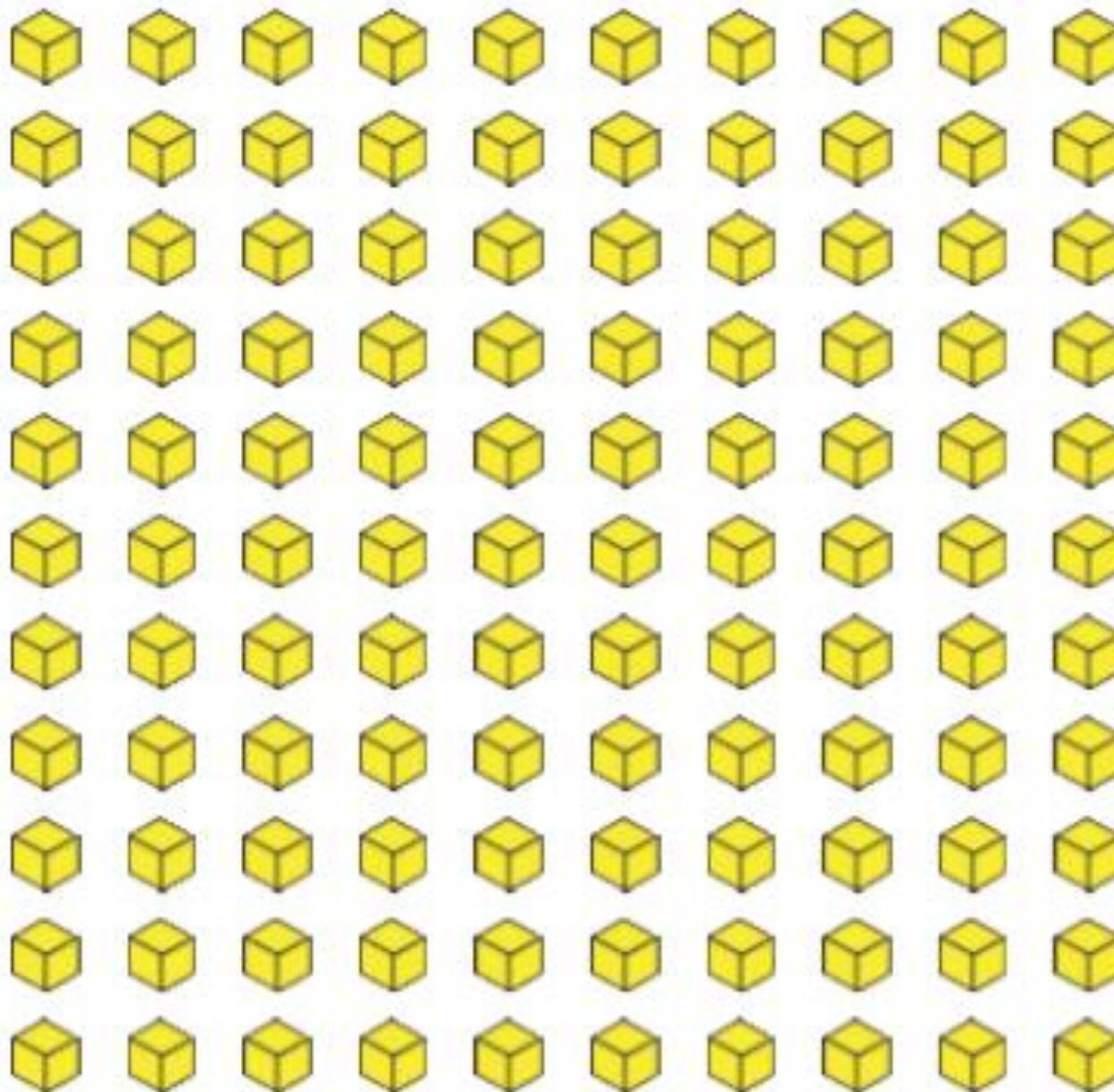
| Tens | Ones | Tens | Ones |
|-------------------------|------|-------------------------|------|
| | | | |
| 5 tens and 6 ones | | 2 tens and 9 ones | |
| is <input type="text"/> | | is <input type="text"/> | |

e.g.

56 is **greater than** 29

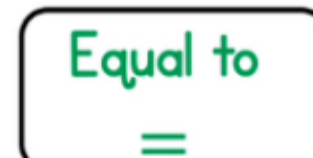
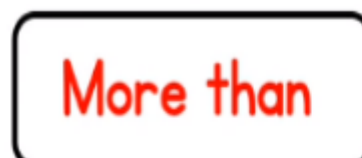
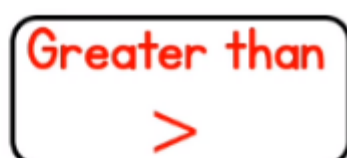
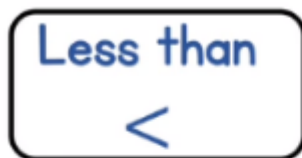
4. Answer the questions on the worksheet.





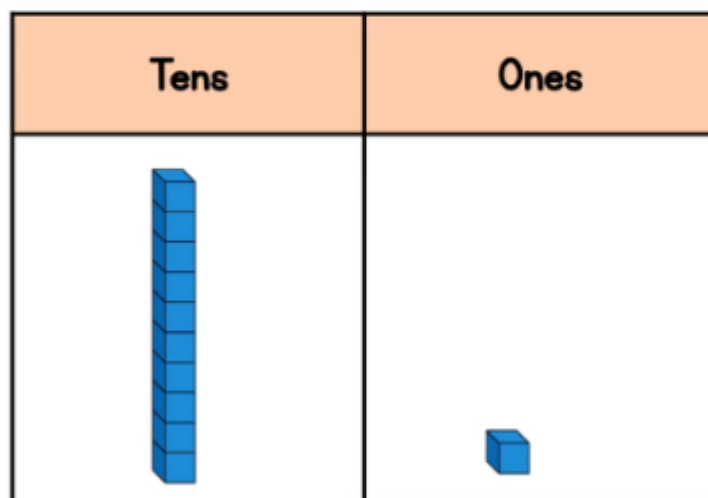
Today we are going to continue to compare numbers.

What words and symbols do we use to compare numbers?

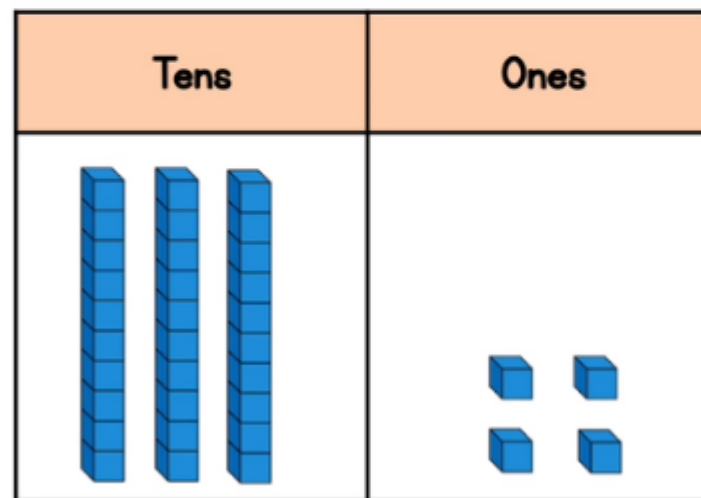


We have also been comparing numbers looking at tens and ones.

In this place value chart there is a column for tens and a column for ones.

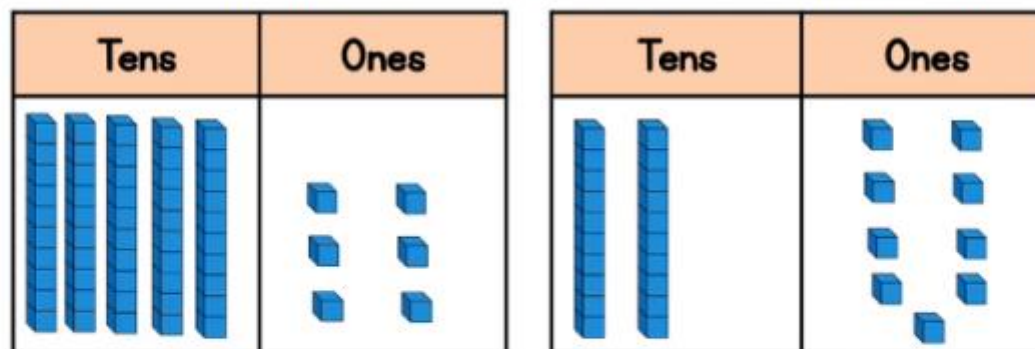


The number 11 has 1 ten and 1 one.



The number 34 has 3 tens and 4 ones.


What are the numbers and how could you compare them?



5 tens and 6 ones

2 tens and 9 ones

is

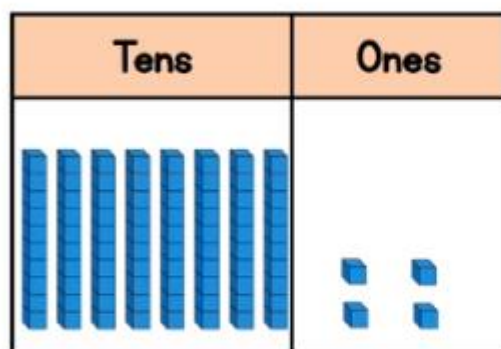


is



56 is **greater than** 29

>



8 tens and 4 ones is **equal to** 84

=

We can write just the digits in a place value chart.

When comparing tens and ones you should try using the symbols to compare the numbers.

Less than
<

Greater than
>

22

72

80

69

55

57

22 < 72

80 > 69

55 < 57

Try and do all 5 questions

1 Which is the smallest number in each pair?

Tick your answer.

a)

| | |
|------|------|
| Tens | Ones |
| 4 | 6 |

| | |
|------|------|
| Tens | Ones |
| 5 | 1 |

b)

| | |
|------|------|
| Tens | Ones |
| 7 | 2 |

| | |
|------|------|
| Tens | Ones |
| 7 | 1 |

How did you know which number to tick?

2 Circle the greater number in each pair.

a)

| | |
|----|----|
| 37 | 81 |
|----|----|

b)

| | |
|----|---|
| 90 | 9 |
|----|---|

c)

| | |
|----|----|
| 16 | 72 |
|----|----|

3 Write <, > or = to compare the numbers.

a) 19 ○ 41

b) 51 ○ 24

c) 79 ○ 80

d) 100 ○ 93

4 Use the digit cards.



Make a number greater than 25

Make a number less than 72

Make a number greater than 59

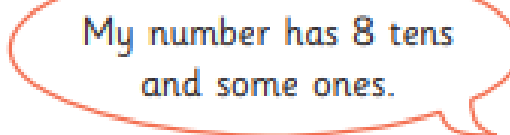
Talk about your answers.

5 Ron, Sam and Kim have each made a number.



Ron

My number has 7 tens
and some ones.



Sam

My number has 8 tens
and some ones.



Kim

My number has 6 tens
and some ones.

a) Who has made the smallest number?

b) Who has made the greatest number?

Talk about it with a partner.