

Canonbury Home Learning

Year 1 Maths

Date: Monday 13.7.2020

LO: To tell the time to the hour.

Watch the interactive video on White Rose Home Learning

<https://whiterosemaths.com/homelearning/year-1/>

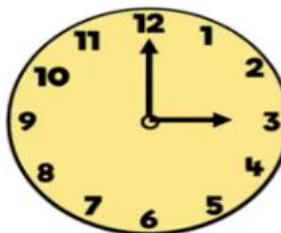
Summer Term - Week 12 (w/c 13th July)

Lesson 1 - Time to the hour

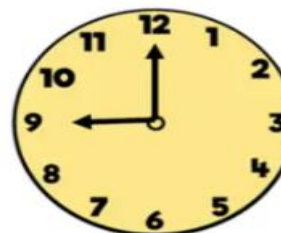
What time is it now?

What time will it be in 1 hour?

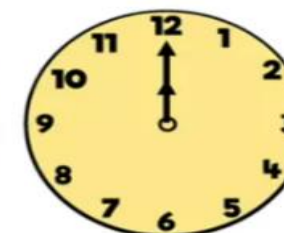
Have a go



It is **3** o'clock.



It is **9** o'clock.



It is **12** o'clock.

Success Criteria:

1. Watch the video and pause it to answer the questions.
2. Please get permission from your adult and use a clock at home.
3. Work with an adult and go through the different times of the day using o'clock.



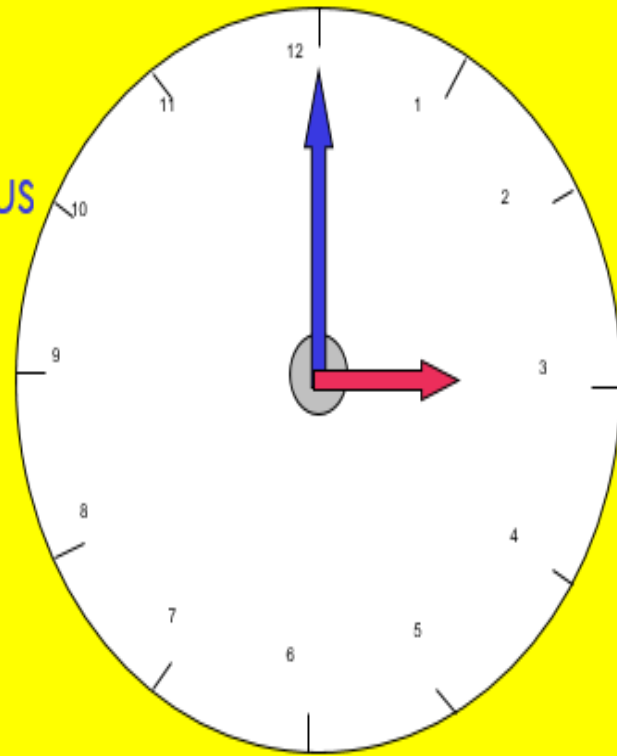
e.g.

It is 2 o'clock

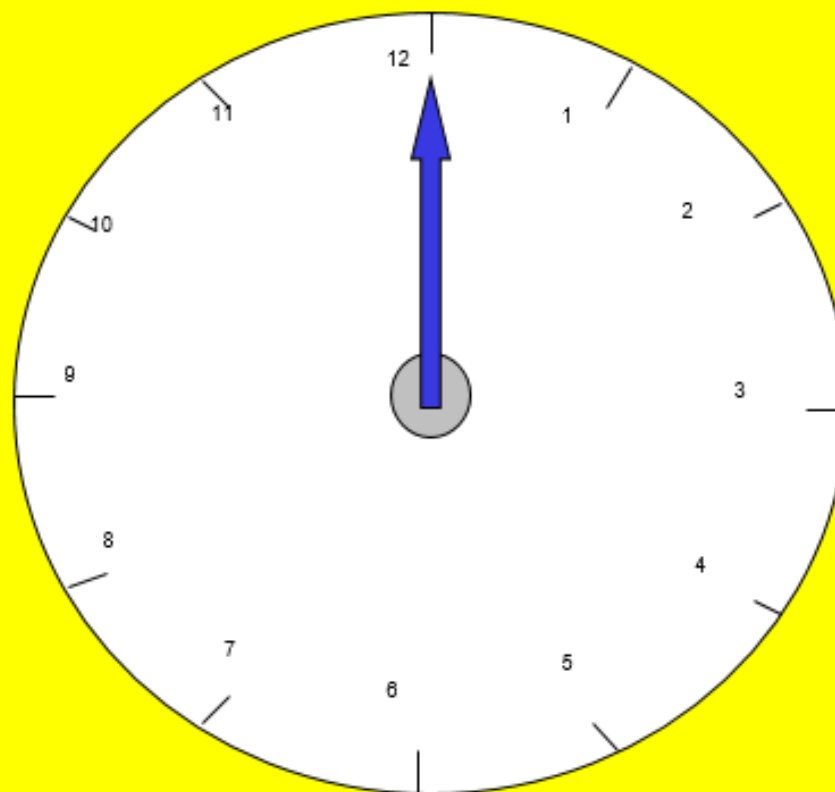
4. Answer the questions on the worksheet.

The long hand tells us
how many minutes

The short hand
tells us the hour

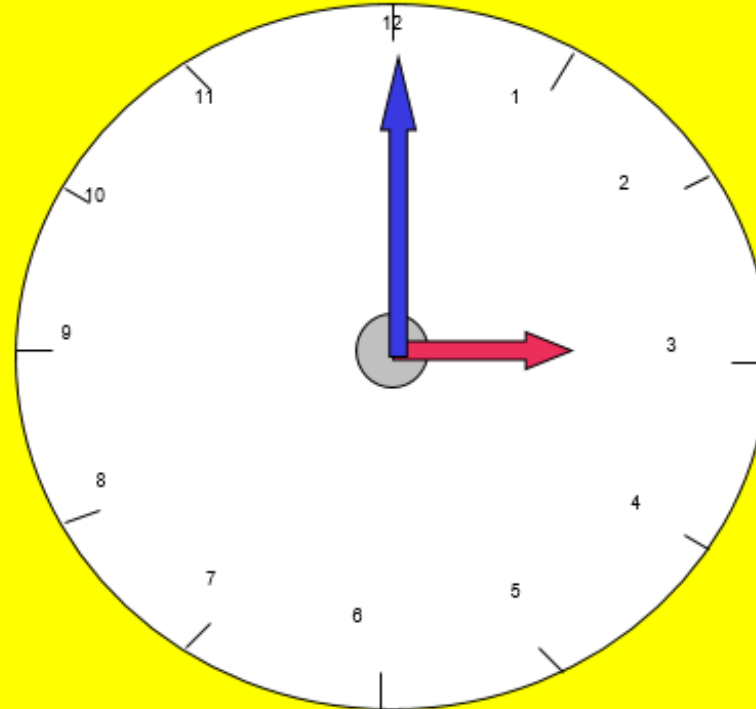


When the long hand points to the 12 it is
.....o'clock.

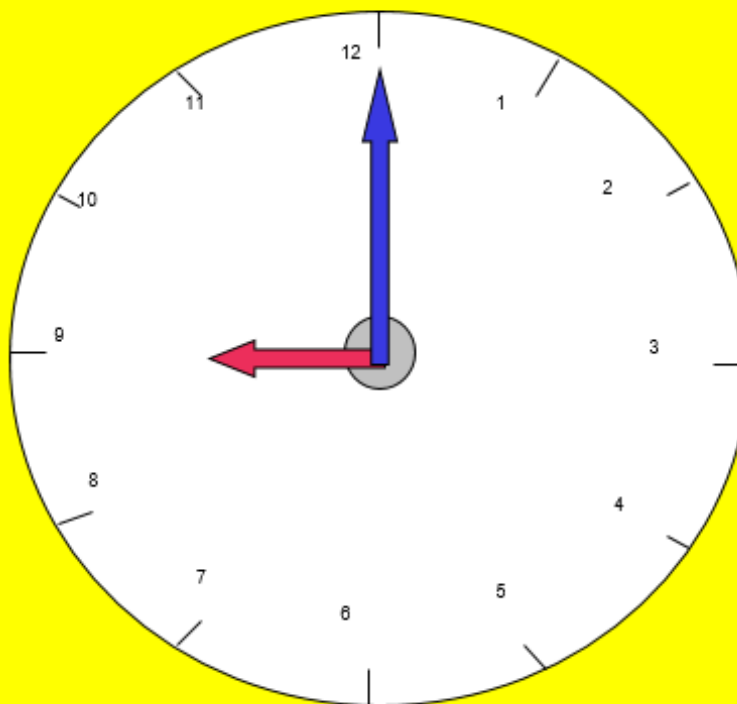


If the long hand is pointing to the 12
and the short hand is pointing to the 3,
What time is it?

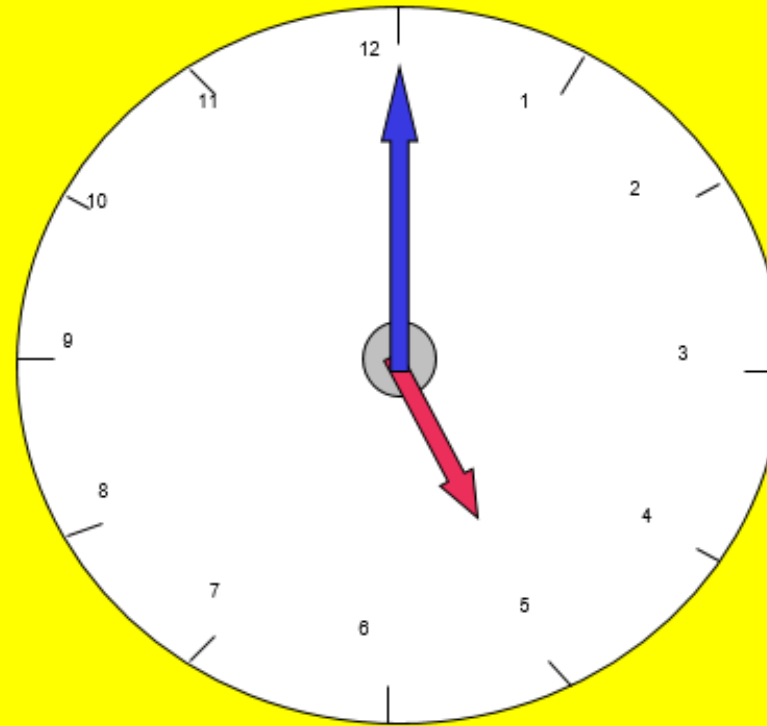
It is 3 o'clock



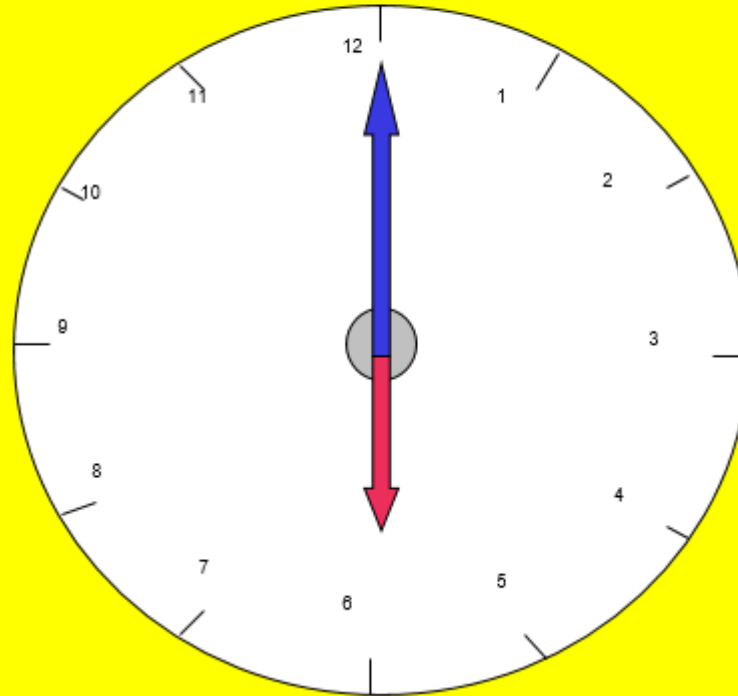
If the long hand is pointing to the 12
and the short hand is pointing to the 9,
what time is it?



If the long hand is pointing to the 12
and the short hand is pointing to the 5,
what time is it?



If the long hand is pointing to the 12
and the short hand is pointing to the 6,
what time is it?



Try and do all 4 questions

1 Match the clocks to the times.



8 o'clock



6 o'clock



4 o'clock



1 o'clock

2 Complete the pattern.



What time comes next?

3 Tick the time that matches the clock.



3 o'clock

12 o'clock



3 o'clock

12 o'clock

4 Tick the time that is more likely.

a) Mo goes to school.



b) Mo goes to bed.



c) Mo has lunch.

