

Canonbury Home Learning

Year 1 Maths

Date: Tuesday 14.7.2020

LO: To tell the time to the half hour.

Watch the interactive video on White Rose Home Learning

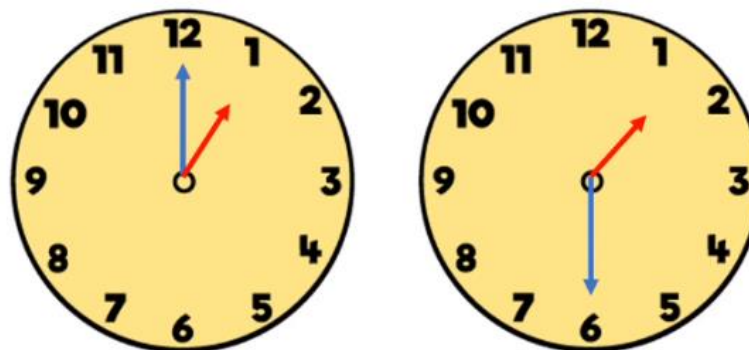
<https://whiterosemaths.com/homelearning/year-1/>

Summer Term - Week 12 (w/c 13th July)

Lesson 2 - Time to the half hour


What is the same?

What is different?



Success Criteria:

1. Watch the video and pause it to answer the questions.
2. Please get permission from your adult and use a clock at home.
3. Work with an adult and go through the different times of the day using half past.



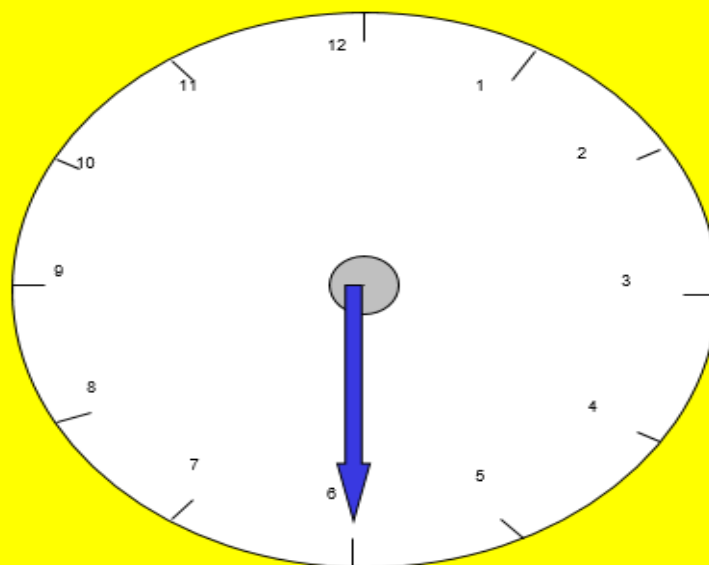
e.g.

It is half past 5.

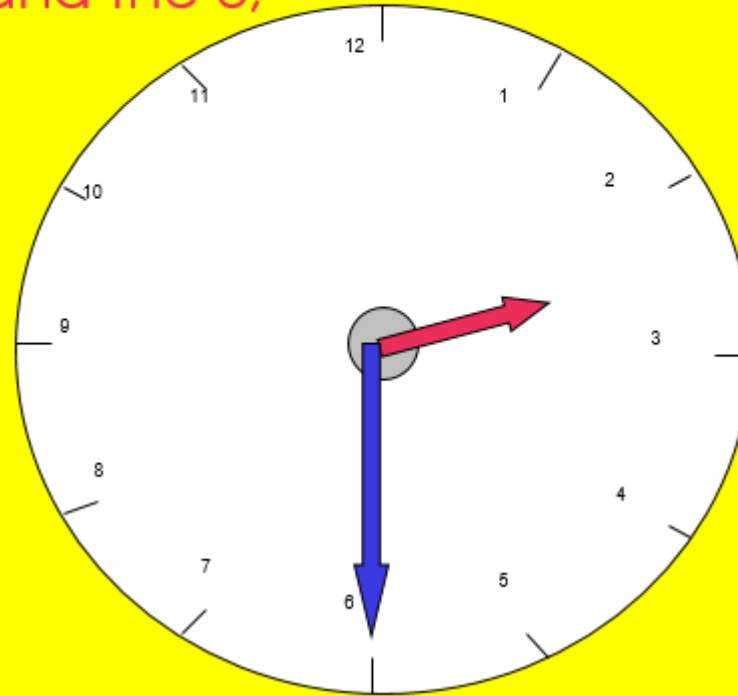
4. Answer the questions on the worksheet.

Model

When the long hand points to the 6
it is half past the hour.



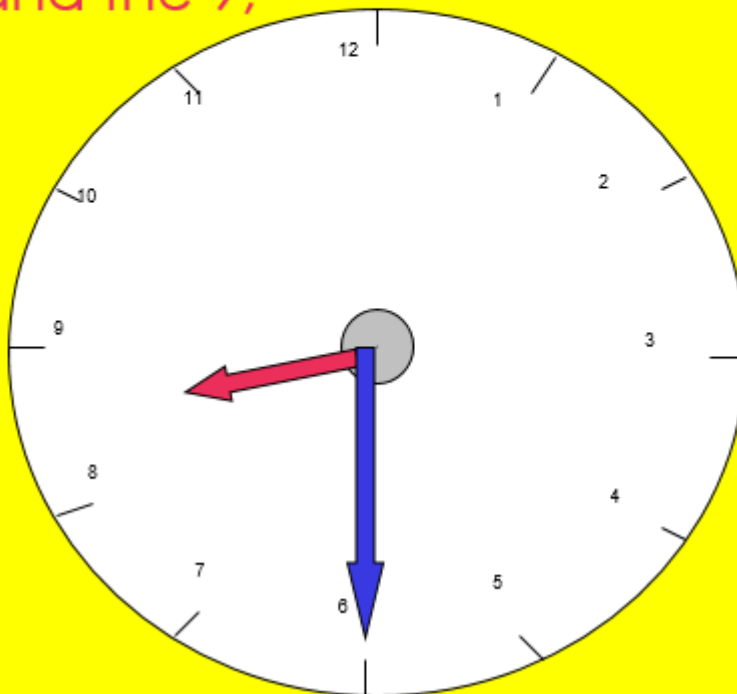
If the long hand is pointing to the 6
and the short hand is pointing
between the 2 and the 3,
what time is it?



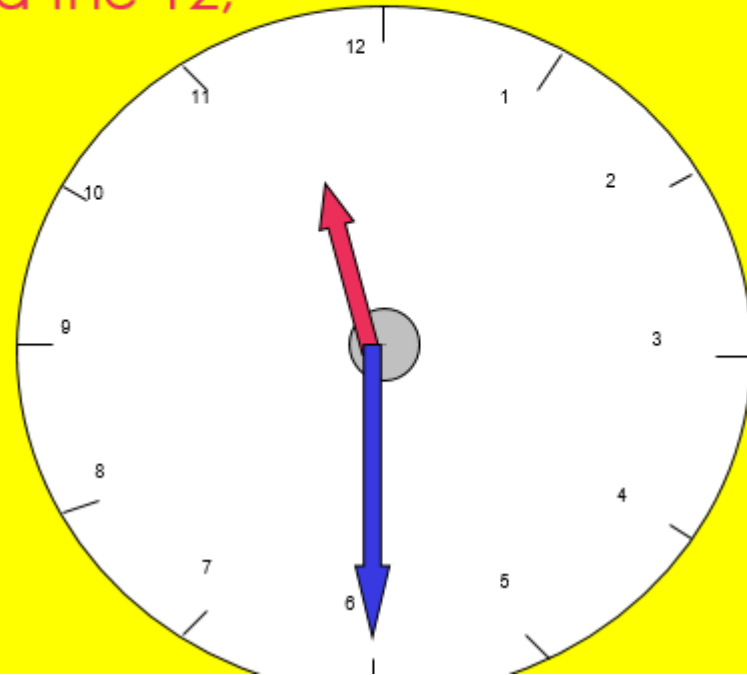
It is half past 2

If the long hand is pointing to the 6
and the short hand is pointing
between the 8 and the 9,

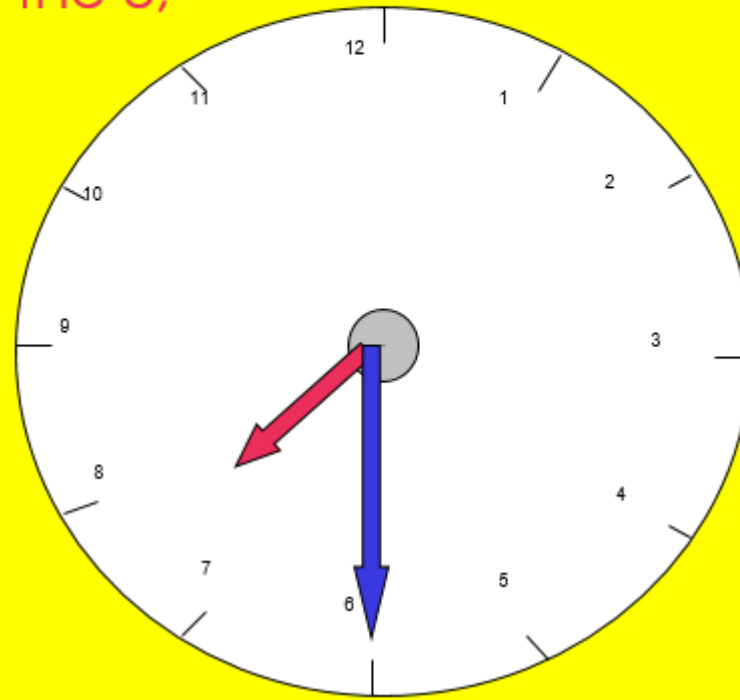
What time is it?



If the long hand is pointing to the 6
and the short hand is pointing
between the 11 and the 12,
what time is it?



If the long hand is pointing to the 6
and the short hand is pointing
between the 7 and the 8,
what time is it?



I Match the clocks to the times.



half past 7

half past 10

half past 1

half past 4

2 Match the clocks to the times.



8 o'clock

half past 8

half past 3

3 Tick the time that matches the clock.



6 o'clock






half past 6



6 o'clock

half past 12

4 Complete the pattern.

	5 o'clock
	half past _____
	6 o'clock
	half past _____
	_____ o'clock

What time comes next?