

1. Choose a book to read (there are two)

The chest in the sand– Book 1

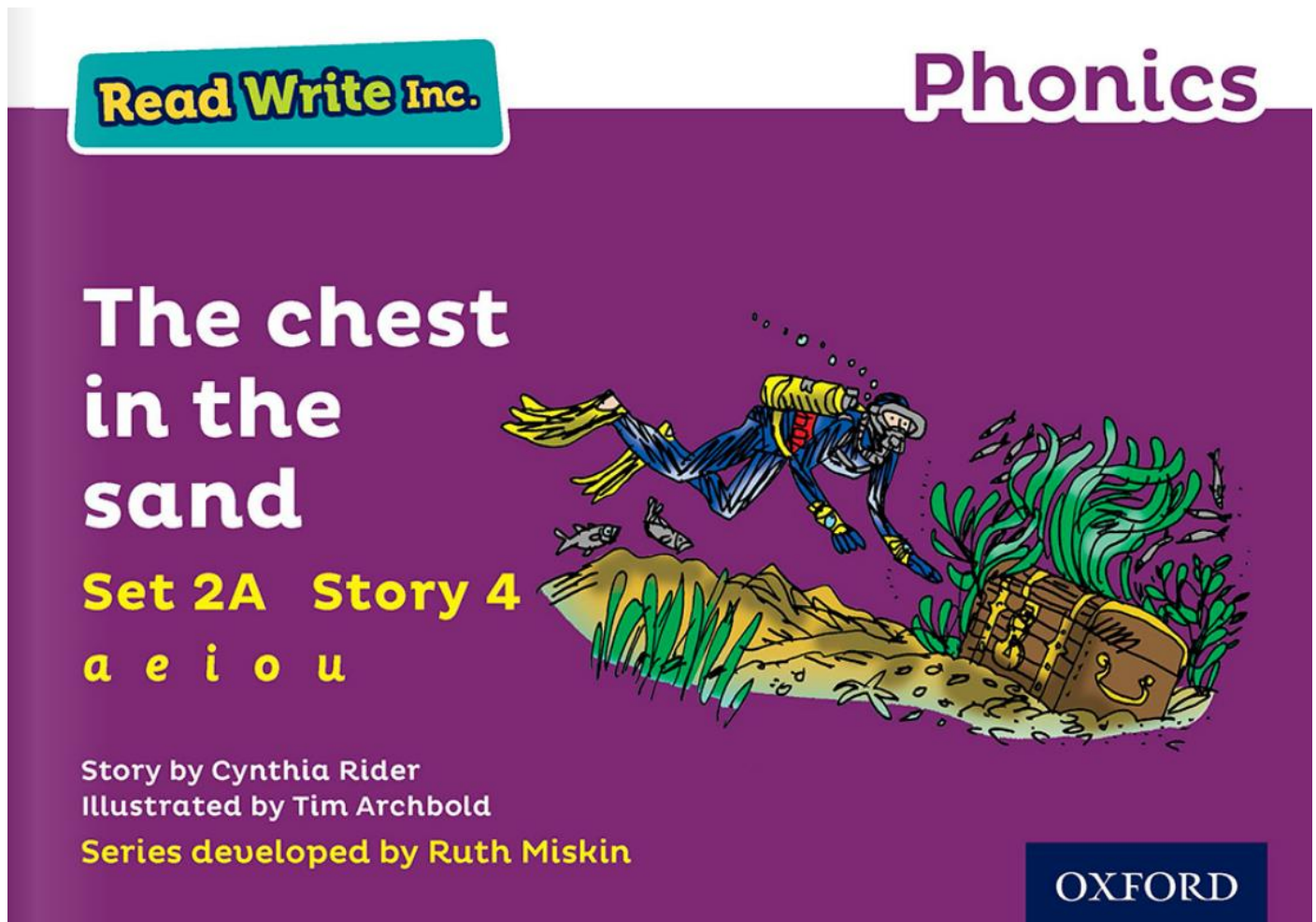
– book 2

2. Talk about what you have read

3. Do the follow up activity after the story

Remind children of the range of strategies that they can use to decode new words: sounding out, using the pictures for clues

BOOK 1



The chest in the sand

Introduction

Have you ever seen a diver? They wear wetsuits and swim under water looking at interesting creatures and objects.

Frogman Fred is a diver who finds a pirate's treasure chest buried in the sand. He's very excited as he thinks about what might be inside! But Fred is in for a big surprise. Let's see what happens.



Frogman Fred spots a chest in **the** sand.

I bet it's full of
rings and rich things.



Fred pulls **the** chest on **to the**
deck **of** his ship.



The lid **of the** chest is stuck
and **the** lock is stiff.



Fred hits **the** lock. *Bash! Smash!*
The lock drops off.



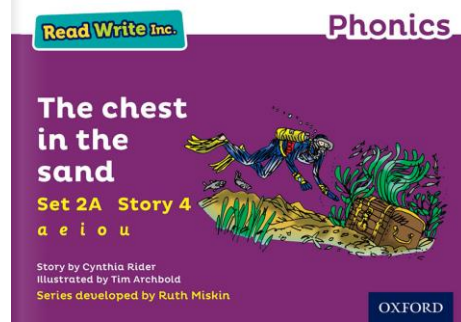
Fred lifts up **the** lid. And up pops ...

12

... a big octopus!



13



Follow up activity: The chest in the sand

Questions

1. Who spots the chest in the sand?

2. What does Fred think is in the chest?

3. Why is the chest difficult to open?

4. How does Fred open the chest?

5. What is really in the chest?

6. How do you think Fred feels?

Read Write Inc.


Phonics

The Stone Age

Non-fiction
Set 7 Book 4
o-e

Text by Gill Munton

Series developed by Ruth Miskin



OXFORD



Story Green Words



Ask children to read the words first in Fred Talk and then say the word.

Ice Age Stone Age beast meat stove pole slept caves clothes
wore horns flint bows bone caught*

Ask children to say the syllables and then read the whole word.

ago mobile antelope harpoon arrows people*
women* bison* because*

Ask children to read the root first and then the whole word with the suffix.

tool → tools farm → farms hunt → hunting hope → hoping
kill → killed skin → skinned smoke → smoked branch → branches
knife → knives draw → drawings carve → carvings
necklace → necklaces bracelet → bracelets bead → beads
axe → axes chip → chipping museum → museums*

*Challenge Words



Vocabulary Check



Discuss the meaning (as used in the non-fiction text) after the children have read the word.

Ice Age

definition

a period of time when snow and ice covered more of the Earth

bison

a large shaggy-haired ox

antelope

an animal like a deer

skinned

took the skin off

stove

a sort of oven

smoked

cooked in the smoke of a fire

flint

a very hard stone

harpoon

a weapon with a sharp arrow-like point attached to the end

museum

a place that displays things from the past

Long, long ago, when the Ice Age was over, there was a time known as the Stone Age.

This is because the men used stone to make tools.

There were no farms, no shops, no TV, no mobile phones and no computers.

What did they eat?

People went hunting, hoping to see a horse, a bison or an antelope.

They killed the beast, skinned it and cut it up.

They cooked the meat on a sort of stove.

They caught fish and smoked it to stop it going bad.

Men and women collected birds' eggs and nuts and plants to eat.

What were the homes like?

Because people followed the animals to get meat, they didn't stay in the same place for long.

They made huts or tents, using poles made from branches and animal skins. They slept in caves, too.

What were the clothes like?

People wore clothes made of animal skins.

If they were going hunting, they wore antelope horns as a way of hiding from the animals.

How did they make tools?




They made knives and axes, chipping them out of stones such as flint. Some of those tools were made of bone.

They made hunting tools as well – bows and arrows and harpoons.

14

Were there Stone Age artists?

Drawings of animals were made on the walls of caves.



They drew with yellow, white and red rock.

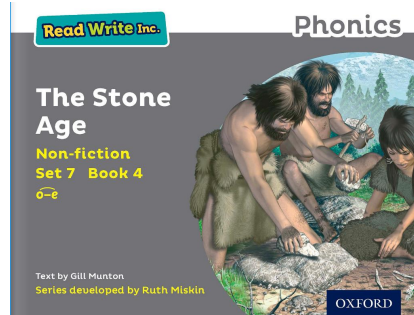
15

They made carvings from bones and stone. They made necklaces, rings and bracelets, using beads made from animals' teeth.



You can see some things made in the Stone Age in museums.

16



Questions

1. Why did Stone Age people go hunting?
2. How did they stop Fish going bad?
3. What food did they eat?
4. Why didn't Stone Age people stay in the same place for long?
5. What colours did Stone Age artists use?
6. What sort of Jewellery did they have in the Stone Age?

Questions to read and answer

(Children complete without your help.)

1. What did Stone Age people use to make tools?
2. What were Stone Age homes made of?
3. What hunting tools did they make?
4. What did Stone Age artists draw?
5. What were animal teeth used for?