



Day 5


Reading Focus: Sequence

Success Criteria:


1. Look at the pictures
2. Read the words
3. Look through the whole story here: <https://sacredheartliverpool.school/wp-content/uploads/2017/01/the-owl-who-was-afraid-of-the-dark.pdf>
The pictures in the story can help you put these events in order!



Dark is kind!
The old lady



Dark is exciting!
The little boy



Dark is beautiful!
The black cat

Reading focus: Sequence

- Look at the pictures.
- Think about the events in the story in order.
- Use these ideas to put these events in order – draw a picture and label each one.

1. Who does Plop ask about the dark first?

2. Who does Plop ask about the dark second?

3. Who does Plop ask about the dark third?



Day 5

Reading Focus: Sequence

Success Criteria:

1. Read the text

2. Draw a story map to show the sequence (order) of events in the text

So Plop flew down, landing with a gentle bump.

"Heavens!" cried the man. "You startled me."

"Hello!" said Plop.

"What's that you've got there?"

"A telescope," said the man. "For looking at the stars and planets at night."

"I don't like the dark very much," said Plop.

"Really?" said the man.

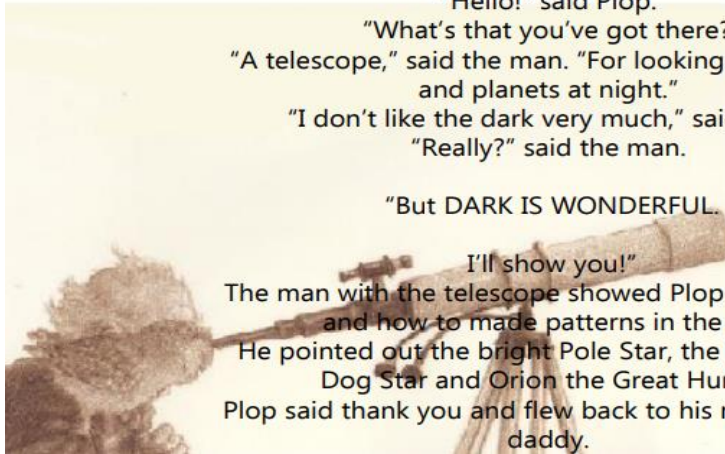
"But DARK IS WONDERFUL.

I'll show you!"

The man with the telescope showed Plop lots of stars and how to make patterns in the sky.

He pointed out the bright Pole Star, the Plough, the Dog Star and Orion the Great Hunter.

Plop said thank you and flew back to his mummy and daddy.



16.

"A man with a telescope showed me the stars!" Plop told them.



17.

"He says DARK IS WONDERFUL!"

That morning Plop had his supper in bed and then, like a real night bird, he slept right through the day.

When Plop woke up, it was almost dark.

"Now who's a day bird!" he shouted at the darkness.

Plop looked at his sleepy parents.

He wasn't going to hang about waiting for them.

He might be missing something.



18.



Day 5

Reading Focus: Sequence

Success Criteria:

1. Read the text

2. Draw a story map to show the sequence (order) of events in the text

Plop floated down and landed like a soft white feather.

Under the tree, he saw a big black cat.

"Hello!" said the cat. "I was just exploring. Won't you come with me?"

"I would like to, I think," said Plop, "but I'm afraid of the dark."

"But DARK IS BEAUTIFUL," said the cat.

Come with me and I will show you the night-time world of cats and owls.

Will you come?" "Yes, I will," said Plop.

The cat took Plop up to the roof tops and they looked down over the sleeping town.

"This is my world!" said Plop. "I am a night bird after all!"

"And this is only one sort of night," said the cat. "There are lots of other kinds, all beautiful."

"Thank you for showing me," said Plop. "I must go now and tell my mummy and daddy."

"Good night," said the black cat, "and many, many Good Nights!"

Plop flew straight back to his tree.



19.

Well?" said his mummy.

Plop took a deep breath.

"The small boy said DARK IS EXCITING.

The old lady said DARK IS KIND.

The camp-fire boy said DARK IS FUN.

The little girl said DARK IS NECESSARY.

The man said DARK IS WONDERFUL.

The black cat said DARK IS BEAUTIFUL."

"And what do you think, Plop?" asked his mummy.

Plop looked up at his parents with twinkling eyes.

"I think," he said,

"I think – DARK IS SUPER!"



20.

Then, Plop took off to
go hunting in the
dark,
Mr and Mrs Barn Owl
on each side and Plop
in the middle...

Plop the night bird.



21.



Day 5

Reading Focus: Sequence

If you'd like, you can re-read the whole story here:

<https://sacredheartliverpool.school/wp-content/uploads/2017/01/the-owl-who-was-afraid-of-the-dark.pdf>

- Think about the events in the story in chronological (time) order.
- **Draw a small picture** and **write short caption** to summarise each main part of the narrative (story).
- Use these to create a story map – you can cut and stick them or set them out directly onto the page.

Example of what your story map could look like:

