



Day 5

Reading Focus: Sequence


Success Criteria:

1. Look at the pictures

2. Read the words

If you click on this link, you can read along with the whole story:

<https://www.booktrust.org.uk/books-and-reading/have-some-fun/storybooks-and-games/some-dogs-do/>



"But I did," said Sid.

**"But I did,"
said Sid.**

Do dogs fly?

Is it true?



Do dogs fly? Is it true?



**A happy feeling
came his way.**

Reading focus: Sequence

- Look at the pictures.
- Think about the events in the story in order.
- Use these ideas to put these events in order – draw a picture and label each one.

1. What happens at the start of the book?

2. Who doesn't think Sid can fly?

3. How does the book end?



Day 5

Reading Focus: Sequence

Success Criteria:


1. Read the text

2. Draw a story map to show the sequence (order) of events in the text



Sid's happy eyes were open wide. "I knew it ... DOGS DO FLY!" he cried.

16.



Sid's dad said, "Come, fly then, Sid," and that's exactly what Sid did.

17.



Do dogs fly? Is it true?

18.




Day 5

Reading Focus: Sequence

Success Criteria:

1. Read the text

2. Draw a story map to show the sequence (order) of events in the text



19.

If you'd like, you can re-read the whole story here: <https://www.booktrust.org.uk/books-and-reading/have-some-fun/storybooks-and-games/some-dogs-do/>

- Think about the events in the story in chronological (time) order.
- **Draw a small picture** and **write short caption** to summarise each main part of the narrative (story).
- Use these to create a story map – you can cut and stick them or set them out directly onto the page.

Example of what your story map could look like:

