

Day 4

Reading Focus: Explain words

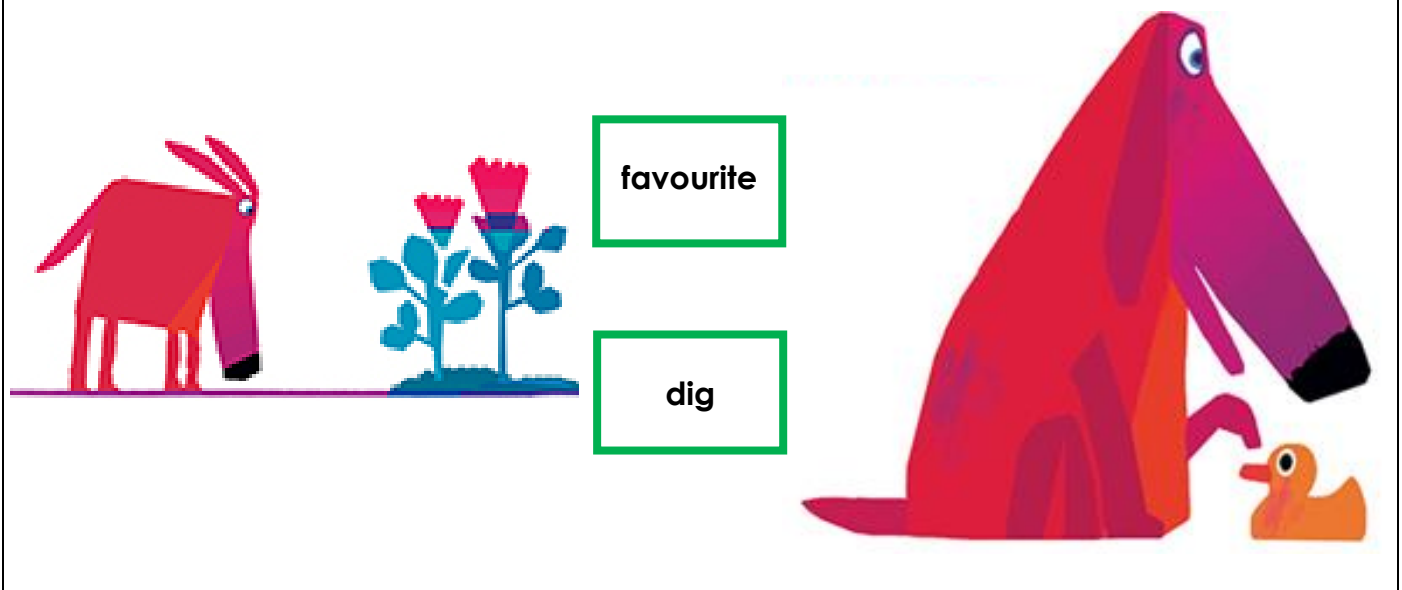
Success Criteria:

1. Look at the pictures

2. Read the words

3. If you click on this link, you can read along with the whole story:

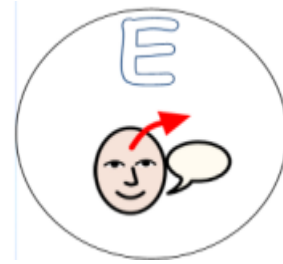
<https://www.booktrust.org.uk/books-and-reading/have-some-fun/storybooks-and-games/oh-no-george/>



In your books, draw and label a picture to show the meaning of **these words**:

1. George sees some lovely soil. Will he have a little **dig**?
2. "I want to give you my **favourite** toy."

If there are any other tricky words, talk about their meanings with your adults.



Day 4

Reading Focus: Explain words

Success Criteria:

1. Read the text

2. Find the words below in the text and explain their meanings

"I'm sorry," George says.
"I want to give you
my favourite toy."



11.

"Thank you, George," says Harris.
"Why don't we go out
for a nice walk?"



Great! George loves
to go out. There are
so many things to
see and do.

Uh-oh. George has seen a cake.
Will he eat it?




12.



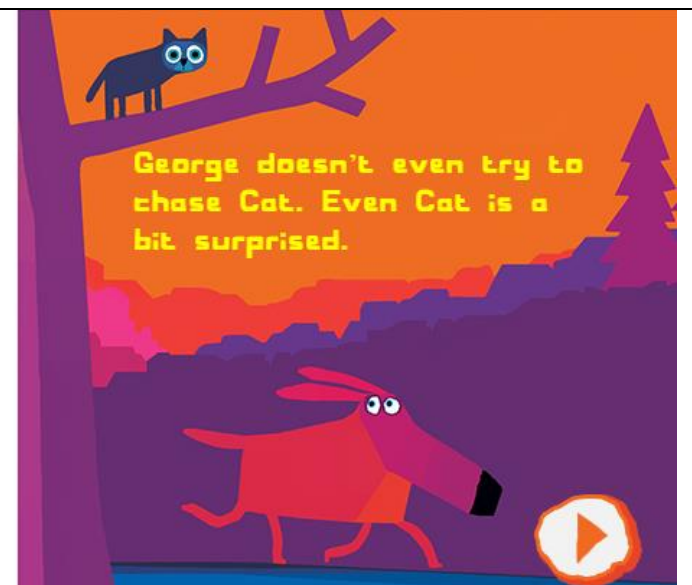
No. George goes
straight past.
Well done, George!

George sees
some lovely soil.
Will he have a
little dig?

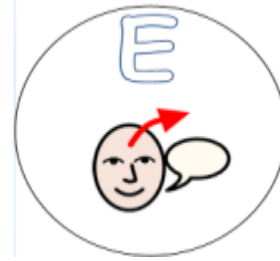


No.
Well done,
George!

13.



George doesn't even try to
chase Cat. Even Cat is a
bit surprised.




Day 4

Reading Focus: Explain words

Success Criteria:

1. Read the text

2. Find the words below in the text and explain their meanings



Something smells very interesting. What can it be?


What will George do?



It's a rubbish bin. There's nothing George likes more than rubbish.



14.



George?

15.

Find **these words** from the text and explain their meanings:

1. "I'm sorry," George says. "I want to give you my **favourite** toy."
2. **Uh-oh**. George has seen a cake. Will he eat it?
3. No. George goes **straight past**. Well done, George!
4. George doesn't even try to chase Cat. Even Cat is a bit **surprised**.

Challenge: Re-write the sentences above and use a different word with the same meaning.