

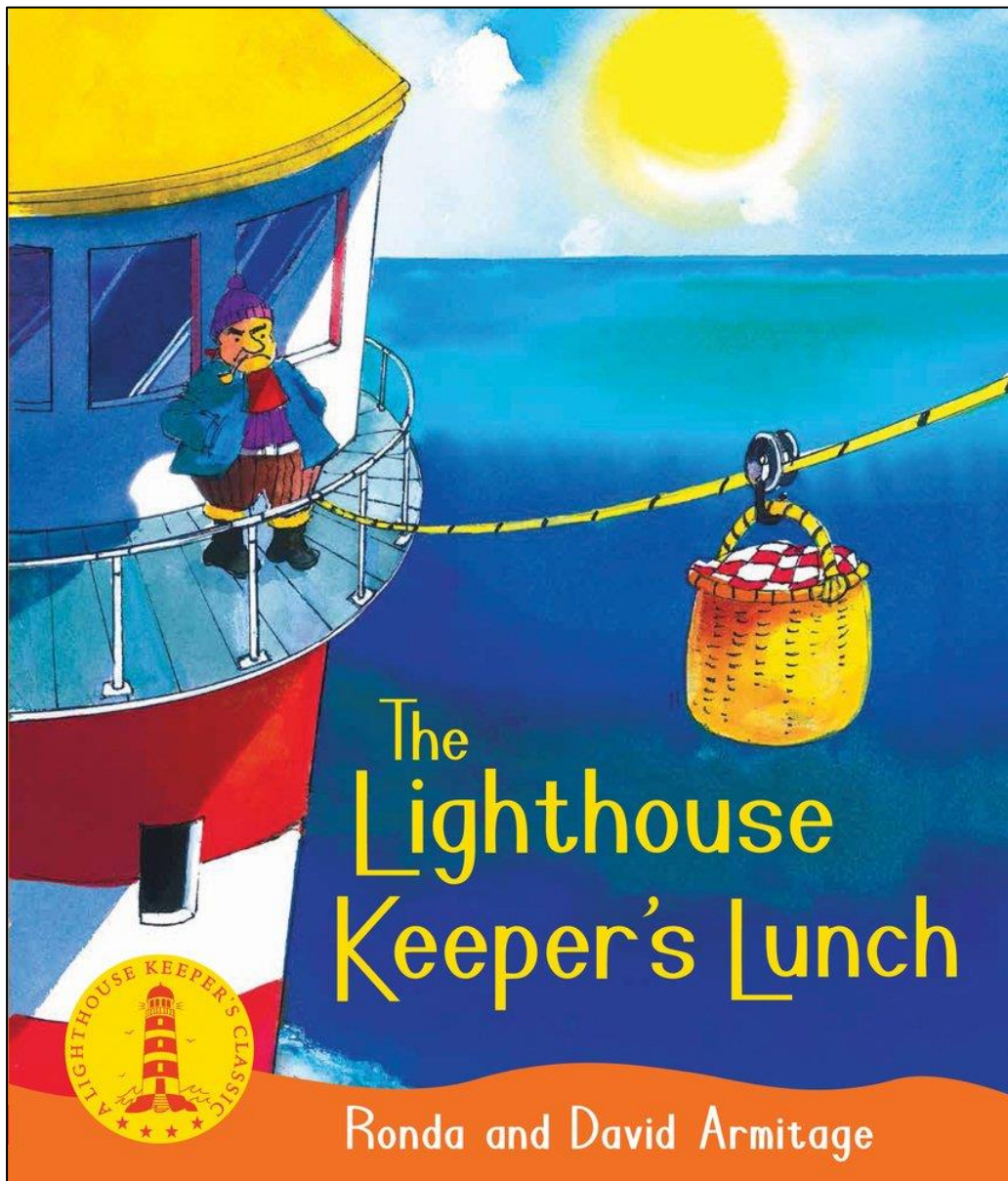
Welcome back Athena and Odysseus!

We hope you had a lovely break and are excited for Summer Term!

We are going to be looking at a new book called *The Lighthouse Keeper's Lunch* by Ronda and David Armitage.



We will be looking at the book in detail over the next few weeks, using our writing checklist to make sure we are continuing to improve in our writing!






1. Look at the picture.
2. Think about what our story could be about- look at all of the clues on the front cover.
3. Read and answer the questions.



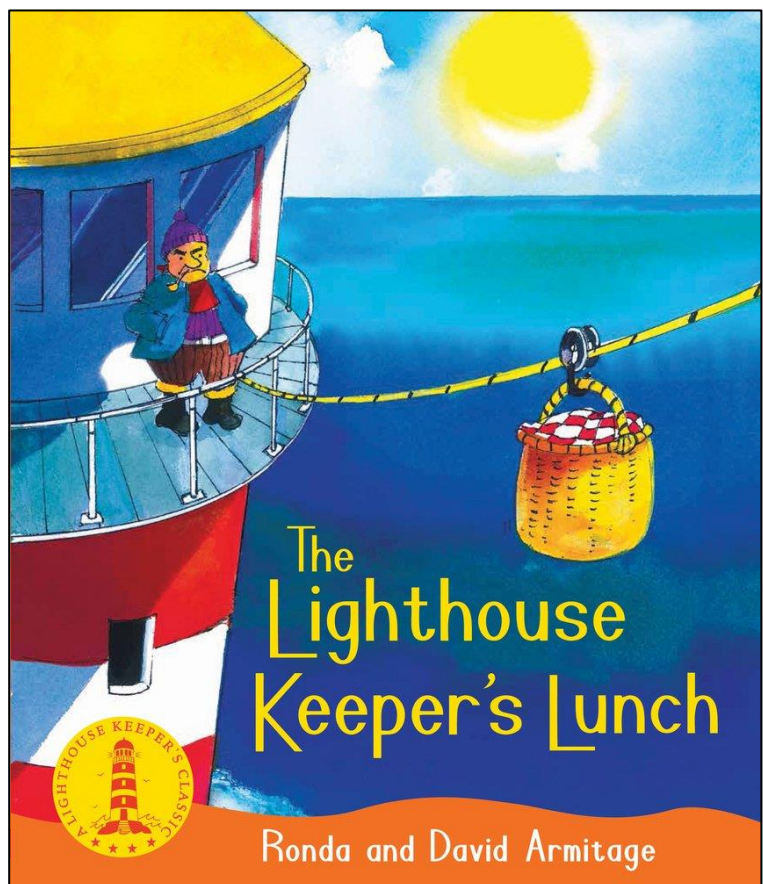
1. Where is the story set?



2. Who is the main character?



3. What could be happening in the story?



Lesson 1

Monday 20th April 2020

LO: To make predictions about a text based on images

Success Criteria:

1. Look at the picture.
2. Think about what our story could be about- look at all of the clues on the front cover and think carefully about the questions below.
3. Write your prediction for what the story could be about and give reasons why you think what you think using 'because'.

Think about:

- The setting- what can you see on the front cover?
- The main character- who are they and what might they be like?
- The storyline- what is the wire for and what could be in the basket?

