


Happy Monday Athena and Odysseus!

Let's find out what Mr and Mrs Grinling ended up doing to stop those greedy seagulls!






So, on Saturday, up in the little white cottage on the cliffs, a jubilant Mrs Grinling put away the mustard pot before she prepared a scrumptious lunch for Mr Grinling.



While he waited for his lunch down in the lighthouse on the rocks, Mr Grinling sang snatches of old sea shanties as he surveyed the coastline through his telescope...



"Ah well, such is life," mused Mr Grinling as he sat down to enjoy a leisurely lunch in the warm sunshine.

This week we are going to think about sequencing and re-writing the story.

Take a look at the story map below. Try to retell the story out loud by looking at the pictures and remembering key vocabulary.




<p>Beginning</p> <p>What happens at the beginning?</p> <p>Who are the main characters?</p> <p>Where is it set?</p>	<p>-Mr and Mrs Grinling and their cat Hamish.</p> <p>-Live in a cottage on a cliff, opposite a lighthouse.</p>
<p>Build up</p> <p>What happens next?</p> <p>How does the story hint at a problem?</p>	<p>-Mrs Grinling sends Mr Grinling's lunch on a wire.</p> <p>-Lots of seagulls around.</p>
<p>Problem</p> <p>What is the problem within the story?</p>	<p>-Seagulls are stealing the lunch and Mr Grinling is going without his lunch.</p>
<p>Resolution</p> <p>How is this problem resolved/ sorted out?</p>	<p>Mrs Grinling makes mustard sandwiches and the seagulls leave the lunch alone because they taste disgusting.</p>
<p>Ending</p> <p>How does the story end?</p> <p>Does it end happily? Is there a twist to the plot?</p>	<p>-Mr Grinling can finally enjoy his delicious lunch in peace.</p>



Task:

- | |
|---|
| 1. Look at the story map above. |
| 2. Try to retell the story out loud in your own words by looking at the pictures for prompts. |
| 3. Draw a picture under each heading below for the beginning, middle and end. |
| 4. Write key nouns (things) and adjectives (describing words) to match the pictures. |
| Challenge: Turn your ideas into full sentences. EG: There was man and woman called Mr and Mrs Grinling. They lived in a warm cottage on a cliff. |

Beginning:



Middle:



End:



Success Criteria:

- | |
|--|
| 1. Look at the story map and my example of planning the story in notes. |
| 2. Write notes for each part of the story. |
| 3. List some key vocabulary that you will use for each part of the story (EG: For problem you might use 'pesky seagulls'). |

Challenge: Draw a picture for each part of the story.

<p>Beginning</p> <p>What happens at the beginning?</p> <p>Who are the main characters?</p> <p>Where is it set?</p>	
<p>Build up</p> <p>What happens next?</p> <p>How does the story hint at a problem?</p>	
<p>Problem</p> <p>What is the problem within the story?</p>	
<p>Resolution</p> <p>How is this problem resolved/ sorted out?</p>	
<p>Ending</p> <p>How does the story end?</p> <p>Does it end happily? Is there a twist to the plot?</p>	