

Starter

Calculate how much it would be to buy a complete beetle.

**Baby Beetle**

Body - £1.50

Leg – 15p

Head - £1.20

Wings – 95p

Antennae – 12p

**Adult Beetle**

Body - £2.20

Leg – 14p

Head - £2.15

Wings – £1.55

Antennae – 11p



Today we would like you to assess your knowledge of our work on Statistics (graphs and charts)


Below are to assessments one for year 4 and one for year 5

**Summer week 10 Lesson 5 – 03.07.20**

**LO: To assess understanding of charts and tables**






# Year 4


## Statistics



Name \_\_\_\_\_

**1** A book shop records the number of books sold each day for a week.

Day	Number of Books Sold
Monday	
Tuesday	
Wednesday	
Thursday	
Friday	

 = 8 books

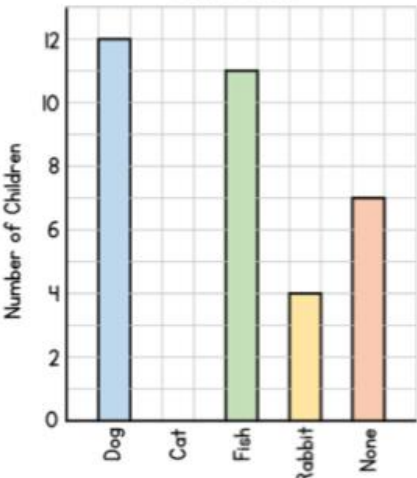
On which day are the least books sold?   1 mark

How many more books are sold on Thursday than Wednesday?   2 marks

35 more books are sold on Saturday than Friday.  
 How many books are sold on Saturday?   1 mark

**2** The bar chart shows the pets that children have in Class 4

*Class 4's Pets*



Animal	Number of Children
Dog	<input style="width: 50px;" type="text"/>
Cat	8
Fish	11
Rabbit	<input style="width: 50px;" type="text"/>
None	7

Use the bar chart to complete the table.  2 marks

Complete the bar chart to show the number of children who have cats.  1 mark

There are only 32 children in the class.  
 Why is the total more than this?   1 mark



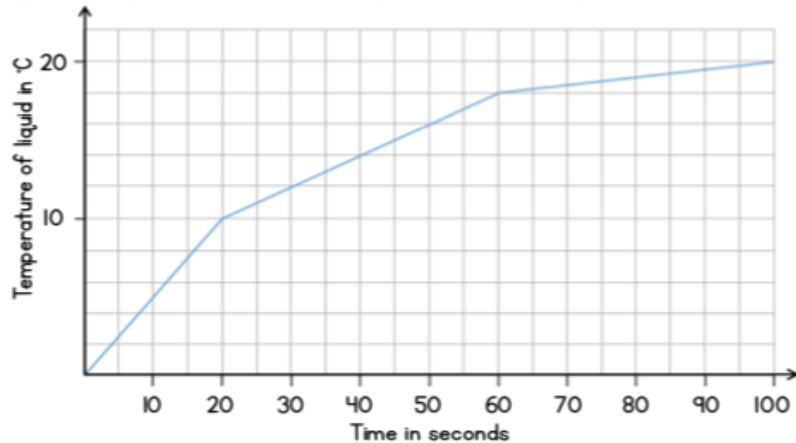
# Year 5

## Statistics



Name \_\_\_\_\_

1 The graph shows the temperature of a liquid as it is heated.



How long does it take the liquid to reach 10°C?  
\_\_\_\_\_ seconds

1 mark

What is the temperature of the liquid after it is heated for 50 seconds?  
\_\_\_\_\_ °C

1 mark

How many degrees has the temperature increased by between 40 seconds and 80 seconds?  
\_\_\_\_\_ °C

1 mark

Another liquid is heated for 100 seconds.

- The temperature of the liquid at the start was 5°C
- After 40 seconds the temperature is 10°C
- It takes the liquid 50 seconds to increase by another 5°C
- After 100 seconds the temperature is 20°C

Draw a line to show this information on the graph.

3 marks

2 The table shows the distance (in km) between places in the UK.

	Bath	Dover	Ely	Leeds	Perth
Bath	-	307	260	350	690
Dover	307	-	220	270	832
Ely	260	220	-	240	640
Leeds	350	270	240	-	430
Perth	690	832	640	430	-

What is the distance between Ely and Leeds?

\_\_\_\_\_ km

1 mark

Which place in the table is 690 km from Bath?

\_\_\_\_\_

1 mark

On Monday Mike drives from Dover to Leeds.

On Tuesday he drives from Leeds to Perth.

How many kilometres does he drive altogether?

\_\_\_\_\_ km

2 marks

3 The table shows the start times for films at a cinema.

Bubble Mania	Mission Boy	Maglo Island	Wand King
12:10	11:30	12:30	12:10
13:40	12:45	14:00	13:20
15:10	14:00	15:30	14:40
16:40	15:15	17:30	16:00

Which film starts in the morning?

\_\_\_\_\_

Which film starts at 5:30pm?

\_\_\_\_\_

Jack arrives at the cinema at 2:20pm.

He wants to watch Wand King.

How long does he have to wait?

\_\_\_\_\_ minutes

Bubble Mania lasts 100 minutes.

What time does the 15:10 film finish?

\_\_\_\_\_

1 mark

1 mark

1 mark

2 marks

4 The table shows the information about 130 sandwiches that were sold in a shop.

	Brown bread	White bread	Total
Egg	13	26	39
Tuna		18	44
Cheese	22		
Total		69	130

How many more egg sandwiches were sold on white bread than brown?

\_\_\_\_\_

How many tuna sandwiches on brown bread were sold?

\_\_\_\_\_

Complete the missing values in the table.

1 mark

2 marks

2 marks

Circle how confident you feel with statistics.

1

2

3

4

5

Not  
confident

Very  
confident