



Lesson 1 – 22.06.2020
 LO: To compare capacity

1. Capacity is the total amount of fluid that can be contained in a container. It is the word we use when we are measuring liquids.

Success Criteria:

1. Read the information about capacity
2. Take three different containers. Fill each container using the same unit of measure. Order the containers from largest to smallest capacity..
3. Fill the correct words in the boxes to describe the capacity of the bottles
4. Fill in the correct letter to make the comparing statements true e.g. C > B

Model:

2. Take three different containers.

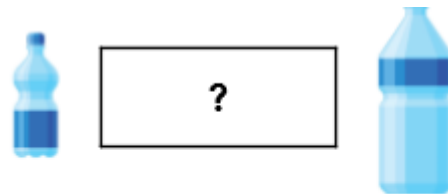
Fill each container with liquid or rice using the same unit of measure e.g.

A small cup.

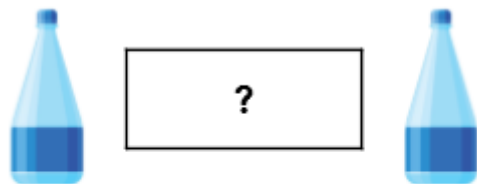
Order the containers from largest to smallest capacity.



3. Circle the words which should fill the box below:

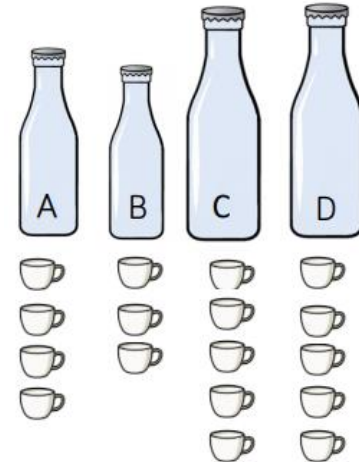


- holds more than holds less than



- holds more than holds equal to

4. Complete the boxes to compare the capacity of the bottles:



>
 <
 =

Remember!

1000 millilitres (ml) = 1 litre (L)

500 ml = $\frac{1}{2}$ L

Success Criteria:

1. Watch the video about measuring liquid in litres <https://www.bbc.co.uk/bitesize/clips/zp6pvcw> and <https://www.bbc.co.uk/teach/class-clips-video/maths-ks2-capacity-and-measure/z7gkqp3>
2. **Task 1:** Measure and estimate volume in litres
3. **Task 2:** Compare volume and capacities using millilitres and litres

Model:

1.



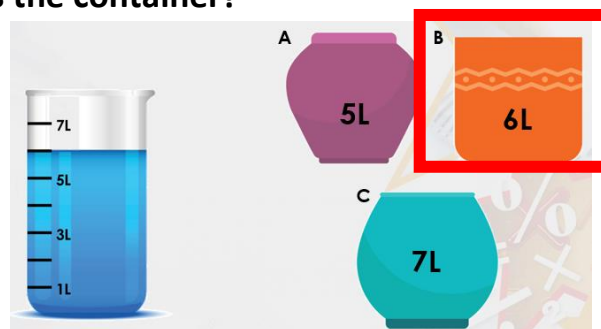
<https://www.bbc.co.uk/bi>



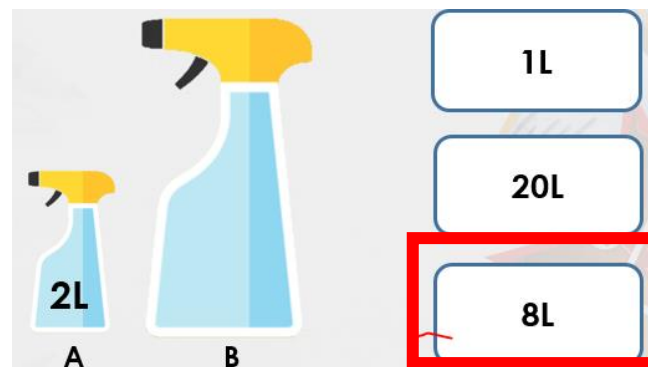
<https://www.bbc.co.uk/te>

2. You are estimating and measuring the volume of liquid in containers using litres.

Which pot holds the same amount of liquid as the container?

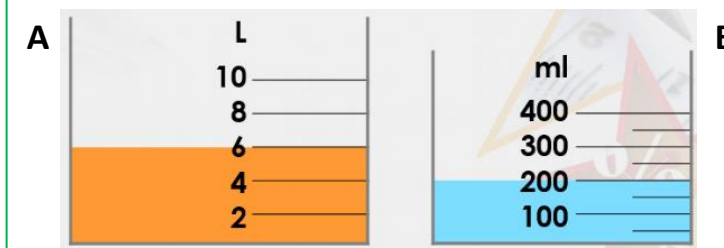


Estimate how much liquid is in container B:



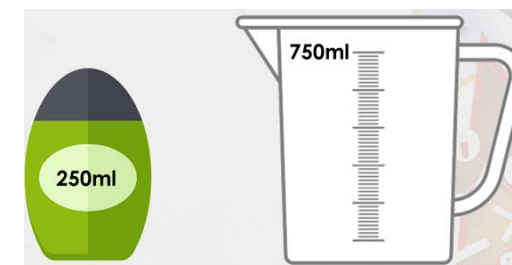
3. You are comparing the volume of liquids and the capacity of containers using ml and L:

Which beaker contains the most liquid?

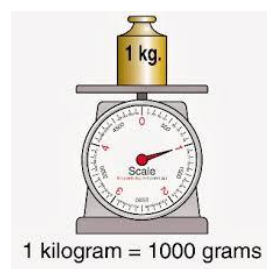


Beaker A because 6 Litres is the same as 6000ml which is more than the 200ml in beaker B.

How many bottles equal the capacity of the jug?



3 x 250ml = 750ml



Task 1

Practice

Which holds the same amount of liquid as the beaker?

1.

2.

3.

4. Estimate how much liquid is in container B

B

5.

Task 2

Practice

Which jug holds the least amount of liquid?

1.

2.

3.

4. One bottle has a capacity of 1L. How many bottles equal the capacity of the jug?

5. One bottle has a capacity of 50ml. How many bottles equal the capacity of the jug?

Task 3


Reasoning

Explain your answers.

6a. Sid wants to water his plants.



I need 18 litres of water to water my plants.

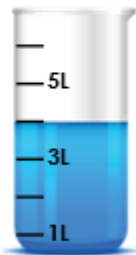


Does he have enough water? Explain your answer.

6b. Kate wants to go for a bike ride.

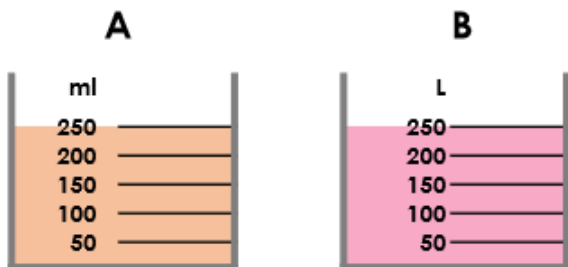


I need 2 litres of water to take on my bike ride.



Does she have enough water? Explain your answer.

6a. Henryk thinks that container A and container B have the same capacity because the scales are the same.

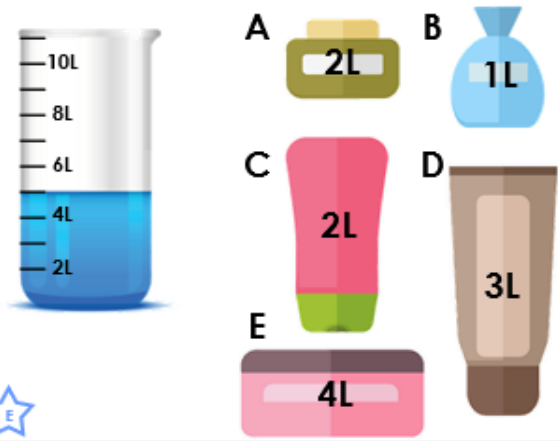


Is he correct? Explain why.

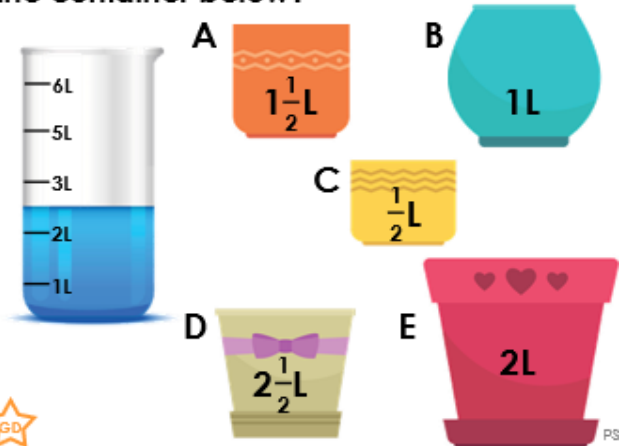
Task 4

Problem solving


5a. Which combination of bottles and jars could be filled using the amount of liquid shown in the container below?



8a. Which combination of pots could be filled using the amount of liquid shown in the container below?



4a. You have 12ml to share between the containers below.





All containers have at least 1ml and no fractions. What volume of liquid could you place in each?


Challenge


1. Use $<$, $>$ or $=$ to complete the statement below in as many different ways as possible.




A. 
150ml 150ml 150ml

B. 
300ml 300ml


C. 
350ml 350ml 350ml

D. 
1L 1L

E. 
1L and 250ml

F. 
80ml 80ml 80ml

G. 
1L and 100ml 1L and 100ml

H. 
650ml 650ml 650ml

