



Canonbury Home Learning

Year 2/3 Maths

Steppingstone activity

Lesson 3 – 01.07.2020

LO: To draw and interpret pictograms 1-5

Success Criteria:

1. Watch the video about pictograms <https://www.bbc.co.uk/bitesize/clips/zg4d2hv>
2. Sing along with the video counting in 5s <https://www.youtube.com/watch?v=EemjeA2Djjw>
3. Use the chart to draw a pictogram where **1 book is equal to 5 books**
4. Use the pictogram to answer the questions – can you answer them all?!





1. <https://www.bbc.co.uk/bitesize/clips/zg4d2hv>



2. <https://www.youtube.com/watch?v=EemjeA2Djjw>

3. The children at Canonbury recorded the number of books read in each class. Use the chart to draw a pictogram where one book represents 5 books, e.g.

 = 5 books

 = 10 books

Class 1	
Class 2	
Class 3	
Class 4	
Class 5	
Class 6	

4. How many cupcakes were sold at the bakery on Wednesday?

Mon	
Tues	
Wed	

 = 5

5. How many more cupcakes were sold on Tuesday than Monday?

6. How many cupcakes were sold altogether?

Task:

You are going to be interpreting pictograms **2, 5, and 10** and/or **4, 8, and 12**

Success Criteria:


1. Watch the video about pictograms <https://www.bbc.co.uk/bitesize/clips/zg4d2hv>
2. Read the information about the key symbols
3. **Task 1:** Use the pictograms to answer the questions – remember to check the key, is each symbol 2, 5, or 10? **Show your working out!**
4. **Task 2:** Use the pictograms to answer the questions – remember to check the key, is each symbol 4, 8, or 12? **Show your working out!**


Model:



<https://www.bbc.co.uk/bitesize/clips/zg4d2hv>

2. Sometimes the key might say:




 = 10 but you only want to show 5 objects.

This is when you have to half the symbol  so that half a triangle represents 5 objects.

Choosing to draw a simple symbol you can easily half is important when drawing pictograms!

3.

How many buttons were sold in the sewing shop on Tuesday?






Tue	
Wed	
Thur	


 = 2

$7 \times 2 = 14$
14 buttons were sold on Tuesday.

3.

Answer the questions about the pints of milk sold.

Day	Number of pints of milk sold
Monday	
Tuesday	
Wednesday	
Thursday	
Friday	

Key:  = 4 pints sold



- A. How many pints were sold on Monday?
- B. How many more pints were sold on Friday than on Thursday?
- C. How many pints were sold on Wednesday and Friday?
- D. How many fewer pints were sold on Tuesday than on Monday?

A. $5 \times 4 = 20 \rightarrow 20$ pints
 B. Friday = 18
 Thursday = 8
 $18 - 8 = 10$ more pints
 C. $10 \times 4 = 40 \rightarrow 40 + 18 = 58$
 D. $20 - 10 = 10$ fewer pints

Task 1




Practice


1. How many books were borrowed from the library on Tuesday?

Mon	
Tues	
Wed	

 = 10

2. How many chocolate bars were sold on Monday?

Mon	
Tues	
Wed	




 = 5

3. How many slices of pizza were sold in the café on Monday?

Mon	
Tues	
Wed	

 = 2

4. How many footballs were sold at the sports shop on Friday?






Thurs	
Fri	
Sat	

 = 5  = 10

Task 2

Practice






1. Answer the questions about the number of cereal boxes sold

Cereal	Number of Cereal Boxes
Coco Chips	
Sugar Flakes	
Crunchies	
Wheat Bites	
Bran Hoops	

Key:  = 8 cereal boxes sold

- How many boxes of Sugar Flakes were sold?
- How many more boxes of Coco Chips were sold than Crunchies?
- How many boxes of Bran Hoops and Sugar Flakes were sold?
- How many fewer boxes of Wheat Bites were sold compared to Crunchies?

2. Answer the questions about the stationery sold at a shop.

Stationery	Number of Items Sold
Rubber	
Pencil	
Sticky tape	
Sharpener	
Scissors	

Key:  = 12 sold

- How many sharpeners were sold?
- Which item was sold the most?
- Which items have a difference of 30?
- How many more scissors were sold compared to sticky tape?

Task 3

Reasoning

Explain your answers.

4a. Zara is counting snack fruits.

Bananas	Grapes	Apples	Pears

= 5



Apples are the most popular.

Is she correct? Explain why.

6a. Has the pictogram been completed correctly?

Explain why.

Car		100
Plane		90
Train		100

= 10

7a. Maria has created this pictogram.

Vegetable	Number of Vegetables Sold
Potato	
Broccoli	
Cabbage	
Pepper	

Key: = 6 sold

She thinks the difference between the number of peppers and broccoli sold is 12. True or false? Convince me.

Task 4

Problem solving

2b. Answer the following questions.

= 2

Doll	
Ball	
Jigsaw	

- Which toy is the most popular?
- Which toy is the least popular?
- How many people like jigsaws?

5b. Answer the following questions.

= 10

Red	
Pink	
Blue	

- Which colour is the most popular?
- Which colour is the least popular?
- How many people like blue?

8b. Evie is drawing a pictogram.

Accessory	Number of People
Watch	
Bowtie	
Necklace	
Ring	

She knows fewer people like necklaces than watches, but more people like rings than bowties. Complete the pictogram showing one of the possibilities, if one item is worth 9.

Challenge

1. Katie begins creating the pictogram below. She completes the board games and dominoes sections but runs out of time to fill in the rest. Explore the possible value of the key and complete the pictogram.



48 children voted in total.

Key: 😊 = ___ children

Toy	Number of children
Board games	😊 😊
Spinning tops	
Action figures	
Dominoes	😊 😊 😊 🌓

Investigate the different statements that can be created using inequality symbols which each compare the value of three items shown in the pictograms above.

_____ < _____ > _____