

Canonbury Home Learning
Year 2/3 English Lesson 3
LO: To use punctuation: commas

Look carefully at the last page in the book.



The house has changed. The window has been replaced with doors that open onto a balcony so you can step outside of the house.

There are lots of plants and animals that the author has included because they are native to Australia.

The wildlife is coming into the house.

Look at the changes to the town.

What has happened to Tracy and the family?

Would you like to visit Tracy's town now that it has changed? Why?

Belonging by Jeannie Baker

You need to look at the activities and choose which is best for you.




Red hot is for people who want extra challenge.



Spicy is suitable for most.




Mild is good for children who need to build confidence, or have no one to help.



Red Hot

<https://www.bbc.co.uk/bitesize/articles/z7v4kmn>

You can have a go at the BBC activities if you want to embed the learning.



A comma is used to separate items in a list.

E.g.

Tracy's parents had had a lush, green, beautiful garden.

You can also use commas to separate clauses- in this case **fronted adverbials**.

E.g.


On the last page of the book, Tracy's parents had had a lush, green, beautiful garden.



Fronted adverbials usually give more information about **where**, **when** or **how**.

Task

Write at least one sentence with a **fronted adverbial** to go with each image. Remember to include a **comma** to separate the fronted adverbial from the rest of the sentence.



Example:

In the distance, the beautiful, blue lake was sparkling in the bright sunshine.


Success Criteria

Put extra information about when , how or where at the start
Make sure you include correct punctuation.
Do not write boring or repetitive sentences.
Try to vary your sentences (e.g. Do not write the same fronted adverbial for each sentence)

You might need to look at the larger images to give you ideas for possible sentences you could create.

Spicy

<https://www.bbc.co.uk/bitesize/topics/z8x6cj6/articles/zxvcrdm>



Commas are used to separate parts of your sentence so the meaning is clear to the reader. One of the things that needs to separate is items in lists- which includes lists of adjectives to describe nouns.

E.g.

Tracy had a flower, tree and bush in her lovely garden.

Tracy had a green, lush, tropical garden.

Task

Write a sentence that includes commas in lists to match each image.


river



nature reserve



corner



Tracy's new family



Example:

The river was surrounded by gleaming tower blocks, green nature strips and people relaxing on its banks.

Success Criteria


Create a sentence with a list for each picture.
Separate items in the list with commas.
Do not write boring or repetitive sentences.
Include adjectives, adverbs and conjunctions to make your sentences interesting and descriptive.

You might need to look at the larger images to give you ideas for possible sentences you could create.

Mild






<https://www.bbc.co.uk/bitesize/topics/z8x6cj6/articles/zxvcrdm>






Task

Write the items in these lists as sentences with commas
Separating
the items in
each list.



A B C capital letters	 finger spaces	 full stop	Read read it again
------------------------------------	---	---	---------------------------------

<p>Things in Tracy's garden.</p> 	<p>Tracy's family.</p> 	 <p>People in the street.</p>
<ul style="list-style-type: none"> • Flowers • Trees • Insects • birds 	<ul style="list-style-type: none"> • baby • parents • husband 	<ul style="list-style-type: none"> • sitting around • chatting • relaxing

Draw a picture to go with each sentence.

Example



There were flowers, trees, insects and birds in Tracy's garden.