

LO: To use different sentence-types in my independent writing




There are two little pictures at the back of the book, after the story has finished.

It looks like Tracy is resting in the garden in one picture.

It looks like Tracy and her family have started a plant shop selling native species in the other picture.



When you open the book up and look at the front and back cover at the same time, you see something interesting.....



Can you see Tracy's house? If you look carefully, you might spot a shop called 'Tracy's forest'. It is in the old second-hand car shop.

Belonging by Jeannie Baker

You need to look at the activities and choose which is best for you.




Red hot is for people who want extra challenge.



Spicy is suitable for most.



Mild is good for children who need to build confidence, or have no one to help.



Red Hot

This week we have looked at :

- different sentence types
- using commas
- using powerful verbs for impact
- the author's message and meanings



Task

You are going to write a story about Tracy. You can pretend to be her and write in the first person, or you can write about her in a narrator's voice in the third person.

You can choose an event in her life that you imagine from any one of the pictures we have studied. Try to include all the writing features we have learned about this week.

Example

Tracy had always loved nature. She grew up in a grey, ugly neighbourhood where Mother Nature had packed up her bags and gone away. She had seen her parents and neighbours work hard to bring nature back into the streets and gardens, until once more the laugh of the kookaburras and hoots of the owl could be heard. How different it all was now!

The grey side of town was now the green side of town. And today was Tracy's big day....

Success Criteria

Choose a picture from the book that you loved.
Think about what happened to Tracy on the day of that picture.
Include at least one exclamation and one question.
Try to begin exclamations with What... or How....
Make sure you include correct punctuation to finish every sentence.
Try to use powerful language and include 'the power of three' to describe.

Spicy

This week we have looked at :

- different sentence types
- using commas
- using powerful verbs for impact
- the author's message and meanings



Choose your favourite picture from the book.

Imagine what happened to Tracy that day and write a story about it.

Try to include the features of writing that we learned about this week.

Example

One day, Tracy's next door neighbour fell in love with her and before too long he asked her to marry him. She said yes, as she loved him too, and soon the big day of the wedding arrived.

Because they loved their green, beautiful street so much and their neighbours were all their best friends, they decided to have a street party to celebrate the marriage. What a wonderful celebration it was!

Success Criteria



Choose a picture from the book that you loved.
Think about what happened to Tracy on the day of that picture.
Include at least one exclamation and one question.
Organise your story into paragraphs.

Mild

Choose your favourite picture from the book.

If it is hard to find the pictures again, use one of the pictures on the front page of today's work.

Write a story made of sentences to tell me what happened on the day of the picture you chose.



Example

Tracy decided to open a shop so everyone could have a lovely garden. Her husband and baby helped to make it nice. They painted it green and sold only plants from Australia so the wild birds and animals would be happy and come into the gardens.