


Lesson 3 – 03.06.2020

LO: To sequence events in chronological order using language (for example, first, next/then, finally)



Success Criteria:

- | |
|--|
| 1. Read the information about first, next/then and, finally |
| 2. Look at the images then draw and label them in the correct order |
| 3. Challenge: can you think of some first, then, finally examples of your own? |

Model:

1.

Before and After

before ← → after

first

next

finally

First, I brush my teeth.
Next, I look at a book.
Finally, I go to sleep.
 I brush my teeth **before** I look at a book.
 I go to sleep **after** I look at a book.

2.

| | |
|--|--|
| <p>1.</p> <div style="display: flex; justify-content: space-around;"> <div style="border: 1px solid red; padding: 5px; text-align: center;">first</div> <div style="border: 1px solid red; padding: 5px; text-align: center;">then</div> </div> <div style="display: flex; justify-content: space-around; margin-top: 10px;"> </div> | <p>2.</p> <div style="display: flex; justify-content: space-around;"> <div style="border: 1px solid red; padding: 5px; text-align: center;">first</div> <div style="border: 1px solid red; padding: 5px; text-align: center;">then</div> </div> <div style="display: flex; justify-content: space-around; margin-top: 10px;"> </div> |
| <p>3.</p> <div style="display: flex; justify-content: space-around;"> <div style="border: 1px solid blue; padding: 5px; text-align: center;">first</div> <div style="border: 1px solid blue; padding: 5px; text-align: center;">then</div> <div style="border: 1px solid blue; padding: 5px; text-align: center;">finally</div> </div> <div style="display: flex; justify-content: space-around; margin-top: 10px;"> </div> | <p>4.</p> <div style="display: flex; justify-content: space-around;"> <div style="border: 1px solid blue; padding: 5px; text-align: center;">first</div> <div style="border: 1px solid blue; padding: 5px; text-align: center;">then</div> <div style="border: 1px solid blue; padding: 5px; text-align: center;">finally</div> </div> <div style="display: flex; justify-content: space-around; margin-top: 10px;"> </div> |

3.

first

then/
 next

finally

Canonbury Home Learning
Year 2 Maths

Lesson 3 – 03.06.2020

LO: To tell and write the time to five minutes, including quarter past/to the hour and draw the hands on a clock face to show these times

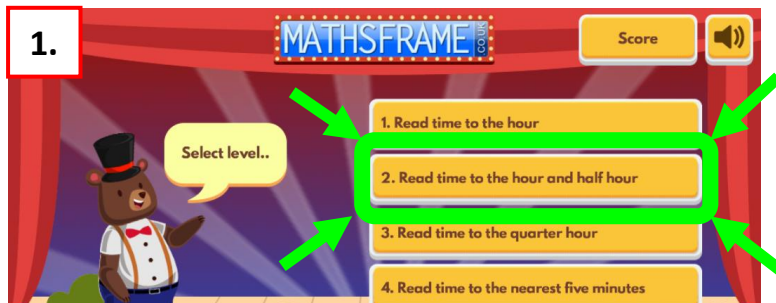
Task:

You are going to be **telling the time (o'clock and half past)**

Success Criteria:

- | |
|---|
| 1. Play the game https://mathsframe.co.uk/en/resources/resource/116/telling_the_time# click on: Read time to the hour and half hour |
| 2. Task 1: Draw and complete the table (draw hands on a clock where it says the time, and write the time when the time is shown on the clock) |
| 3. Task 2: Write the times shown and match them to the things you might do at that time (an extra activity option is given to make you think hard!) |
| 4. Complete as many of the reasoning and problems solving questions as possible! |

Model:



https://mathsframe.co.uk/en/resources/resource/116/telling_the_time# click on: **Read time to the hour and half hour**

TOP TIP:
When drawing a clock it is easiest to write in the 12, 3, 6 and 9 at each quarter point first, *then* fill in the numbers in between!



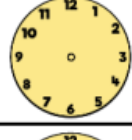
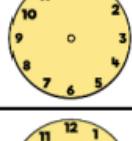





































2.

| | |
|-------------|--|
| 5 o'clock | |
| Half past 4 | |
| 1 o'clock | |
| | |

3.

| | |
|--|--------------|
| | Eat lunch |
| | Go home |
| | Go to school |

12 o'clock - eat lunch
Half past 3 - go home

| Task 1 | Task 2 | Task 3 | Task 4 | | | | | | | | | | | | | | | | | | | | | | | | | | | | | | | | | | |
|---|---|---|--------|---|-------------|---|-----------|--|--|---|---|---|-----------|---|---------------|---|--------------|---|-------------|---|-----------|---|-----------|--|--|------------|-------------|-----------|---------------|--------------|------------|-------------|-------------|-----------|-----------------|--------------|---------------|
| <p>Practice Complete the table:</p> <table border="1"> <tr> <td data-bbox="47 467 255 624">5 o'clock</td> <td data-bbox="255 467 452 624"></td> </tr> <tr> <td data-bbox="47 624 255 780"></td> <td data-bbox="255 624 452 780"></td> </tr> <tr> <td data-bbox="47 780 255 936">Half past 4</td> <td data-bbox="255 780 452 936"></td> </tr> <tr> <td data-bbox="47 936 255 1093">1 o'clock</td> <td data-bbox="255 936 452 1093"></td> </tr> <tr> <td data-bbox="47 1093 255 1495"></td> <td data-bbox="255 1093 452 1495"></td> </tr> </table> | 5 o'clock |  | |  | Half past 4 |  | 1 o'clock |  | |  | <p>Practice Write the times shown and match them to the things you might do at that time.</p> <p>1.</p> <table border="1"> <tr> <td data-bbox="459 600 654 772"></td> <td data-bbox="654 711 875 751">Eat lunch</td> </tr> <tr> <td data-bbox="459 804 654 976"></td> <td data-bbox="654 772 875 812">Eat breakfast</td> </tr> <tr> <td data-bbox="459 1008 654 1181"></td> <td data-bbox="654 833 875 873">Start school</td> </tr> </table> <p>2.</p> <table border="1"> <tr> <td data-bbox="459 1203 654 1375"></td> <td data-bbox="654 1166 875 1206">Have dinner</td> </tr> <tr> <td data-bbox="459 1407 654 1580"></td> <td data-bbox="654 1227 875 1267">Eat lunch</td> </tr> <tr> <td data-bbox="459 1452 654 1580"></td> <td data-bbox="654 1287 875 1327">Go to bed</td> </tr> </table> |  | Eat lunch |  | Eat breakfast |  | Start school |  | Have dinner |  | Eat lunch |  | Go to bed | <p>Reasoning Explain your answers.</p> <p>5a. Dustin is trying to tell the time.</p> <div data-bbox="904 456 1505 954" style="border: 1px solid green; padding: 5px;">   <p>It is between 6 o'clock and 7 o'clock.</p> <p>Is Dustin right? How do you know?</p> </div> <p>5b. Millie is trying to tell the time.</p> <div data-bbox="904 976 1505 1474" style="border: 1px solid green; padding: 5px;">   <p>It's 6 o'clock.</p> <p>Is Millie right? How do you know?</p> </div> | <p>Problem solving</p> <p>7a. Match the clock to the time and the most likely event.</p> <div data-bbox="1563 418 2190 935" style="border: 1px solid blue; padding: 5px;">   <table border="1"> <tr> <td data-bbox="1570 721 1742 780">12 o'clock</td> <td data-bbox="1783 721 1955 780">Half past 3</td> <td data-bbox="2000 721 2172 780">6 o'clock</td> </tr> <tr> <td data-bbox="1570 833 1742 919">Having supper</td> <td data-bbox="1783 833 1955 919">Having lunch</td> <td data-bbox="2000 833 2172 919">Going home</td> </tr> </table> </div> <p>7b. Match the clock to the time and the most likely event.</p> <div data-bbox="1563 960 2190 1477" style="border: 1px solid blue; padding: 5px;">   <table border="1"> <tr> <td data-bbox="1574 1254 1742 1313">Half past 8</td> <td data-bbox="1787 1254 1955 1313">Half past 6</td> <td data-bbox="2000 1254 2172 1313">9 o'clock</td> </tr> <tr> <td data-bbox="1574 1366 1742 1452">Starting school</td> <td data-bbox="1787 1366 1955 1452">Having lunch</td> <td data-bbox="2000 1366 2172 1452">Being at home</td> </tr> </table> </div> | 12 o'clock | Half past 3 | 6 o'clock | Having supper | Having lunch | Going home | Half past 8 | Half past 6 | 9 o'clock | Starting school | Having lunch | Being at home |
| 5 o'clock |  | | | | | | | | | | | | | | | | | | | | | | | | | | | | | | | | | | | | |
| |  | | | | | | | | | | | | | | | | | | | | | | | | | | | | | | | | | | | | |
| Half past 4 |  | | | | | | | | | | | | | | | | | | | | | | | | | | | | | | | | | | | | |
| 1 o'clock |  | | | | | | | | | | | | | | | | | | | | | | | | | | | | | | | | | | | | |
| |  | | | | | | | | | | | | | | | | | | | | | | | | | | | | | | | | | | | | |
|  | Eat lunch | | | | | | | | | | | | | | | | | | | | | | | | | | | | | | | | | | | | |
|  | Eat breakfast | | | | | | | | | | | | | | | | | | | | | | | | | | | | | | | | | | | | |
|  | Start school | | | | | | | | | | | | | | | | | | | | | | | | | | | | | | | | | | | | |
|  | Have dinner | | | | | | | | | | | | | | | | | | | | | | | | | | | | | | | | | | | | |
|  | Eat lunch | | | | | | | | | | | | | | | | | | | | | | | | | | | | | | | | | | | | |
|  | Go to bed | | | | | | | | | | | | | | | | | | | | | | | | | | | | | | | | | | | | |
| 12 o'clock | Half past 3 | 6 o'clock | | | | | | | | | | | | | | | | | | | | | | | | | | | | | | | | | | | |
| Having supper | Having lunch | Going home | | | | | | | | | | | | | | | | | | | | | | | | | | | | | | | | | | | |
| Half past 8 | Half past 6 | 9 o'clock | | | | | | | | | | | | | | | | | | | | | | | | | | | | | | | | | | | |
| Starting school | Having lunch | Being at home | | | | | | | | | | | | | | | | | | | | | | | | | | | | | | | | | | | |