

Canonbury Home Learning
Year 2 Maths
Steppingstone activity

Lesson 4 – 04.06.2020

LO: To recognise and use language relating to dates, including days of the week, weeks, months and years



Success Criteria:

1. Watch the video (and join in with the song!) about the **days of the week** <https://www.youtube.com/watch?v=BquOa8oUobQ>
2. Read the names of the **days of the week** – *how many days are there?*
3. Talk through the questions with your grown-ups or siblings
Ask some of your own questions for example; *Do you have a favourite day of the week? Which day of the week were you born on?*
4. In your book, complete the questions about the **days of the week**

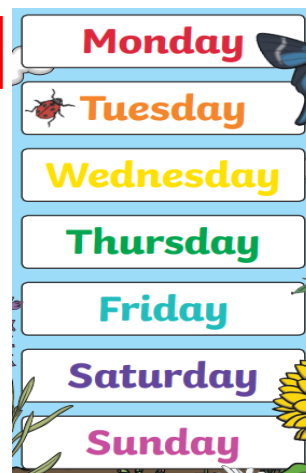
Model:

1.




<https://www.youtube.com/watch?v=BquOa8oUobQ>

2.



3.

- What day is it **today**?
- What day was it **yesterday**?
- What day will it be **tomorrow**?



4.

1. Fill in the missing days of the week.

<input type="text"/>	<input type="text"/>
Tuesday	Saturday
Wednesday	Sunday
<input type="text"/>	<input type="text"/>

2. Complete the sentence stems:

Today is Wednesday yesterday was _____.

Yesterday was Monday today is _____.

Today is Saturday tomorrow is _____.

Tomorrow is _____, today is Thursday.

Task:

You are going to be **telling the time (quarter past and quarter to)**

Success Criteria:

1. Watch the video about **quarter past** and **quarter to** <https://www.youtube.com/watch?v=sncYYo26cb0>
2. Read the information about **quarter past**
3. Read the information about **quarter to**
4. **Tasks 1 and 2:** Look at the clocks *carefully* and complete the sentence stems


Model:

1.



<https://www.youtube.com/watch?v=sncYYo26cb0>

2.



When the time is **quarter past**, the **long minute hand** *always* points to **3**.

The **shorter hour hand** points just past the hour showing what time it is.

For example: The minute hand is at 3 and the hour hand is just past 7 so; **It is quarter past 7.**

3.




When the time is **quarter to**, the **long minute hand** *always* points to **9**.


The **shorter hour hand** points to just before the hour showing what time it is.

For example: The minute hand is at 9 and the hour hand is just before 2 so; **It is quarter to 2.**



















4a.



4b.



4 a. It is quarter past 11.
4 b. It is quarter to 4.

Task 1	Task 2	Task 3	Task 4
<p>Practice Write the time shown on these clocks. It is quarter _____.</p> <p>1. </p> <p>2. </p> <p>3. </p> <p>4. </p>	<p>Practice Write the time shown on these clocks. It is quarter _____.</p> <p>1. </p> <p>2. </p> <p>3. </p> <p>4. </p>	<p>Reasoning Explain your answers.</p> <p>5a. Dan is trying to tell the time.</p> <div data-bbox="891 454 1487 954" style="border: 1px solid green; padding: 5px;">   <p>In quarter of an hour it will be 4 o'clock.</p> <p>Is Dan right? How do you know?</p> </div> <p>5b. Malaika is trying to tell the time.</p> <div data-bbox="891 965 1487 1476" style="border: 1px solid green; padding: 5px;">   <p>It's 5 past 3.</p> <p>Is Malaika right? How do you know?</p> </div>	<p>Problem solving</p> <p>6a. Playtime is 15 minutes long. What time would it finish if it started at the time shown on the first clock?</p> <div data-bbox="1534 598 2145 821" style="border: 1px solid lightblue; padding: 5px;">    <p>Draw both hands on the clock and write the answer.</p> </div> <p>6b. Playtime is 15 minutes long. What time would it finish if it started at the time shown on the first clock?</p> <div data-bbox="1534 1141 2145 1364" style="border: 1px solid lightblue; padding: 5px;">    <p>Draw both hands on the clock and write the answer.</p> </div>