






Happy Wednesday Athena and Odysseus!


I use **capital letters** at the start of every sentence. 


I use **full stops** at the end of every sentence. 


I put a **finger space** between each word. 

I have written my letters the **right way**. 

All my letters are the **same size**. 

I can use **conjunctions** in my sentences. 

I can use awesome **adjectives** in my sentences. 

My sentences **make sense** when I read them. 


WOW
Amazing
Great
Quick

Wednesday 29th April 2020

LO: To write full sentences.

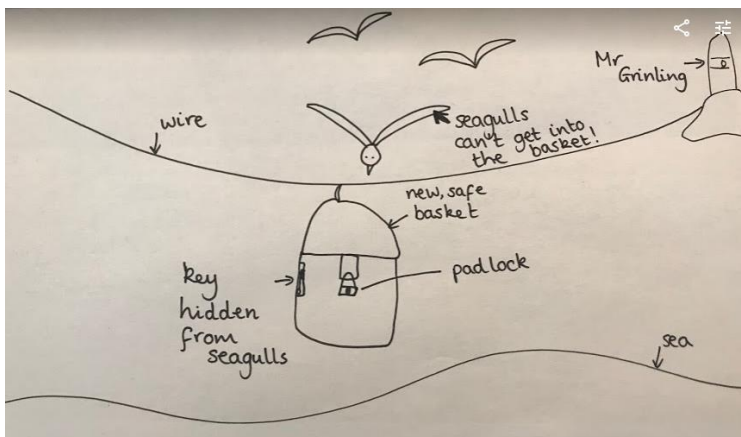
Year 2 Writing

Lesson 3 Steppingstone activity



Success Criteria:

- | |
|---|
| 1. Think of your plan from yesterday. |
| 2. Write full sentences to describe your plan. Use the sentence writing poster above to help you include your writing features. |
| 3. Make sure you use key words from the book. |
| Challenge: Underline any adjectives (describing words) you have used. |



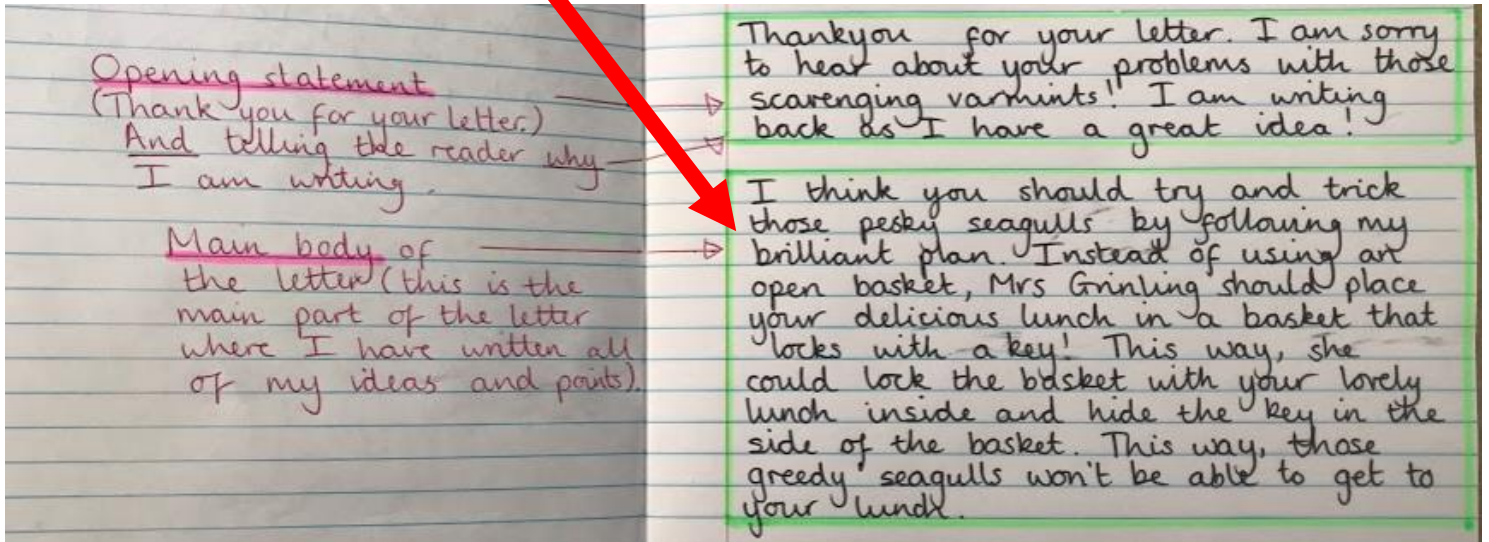
Example:

I think you could put the **yummy lunch** in a **brown basket** with a **strong lock** and key. Then the **seagulls** will not get to the **lunch** in the basket.

LO: To write for different purposes (2. middle a letter- main body)

Year 2 Writing- Lesson 3

Yesterday, you wrote your opening statement. Today we are concentrating on **the main body of your** letter. This is the main part of the letter, where you will be explaining your fantastic plan!



Success Criteria:

1. Skip a line after your opening statement.
2. Look at the picture of <u>your plan</u> that you drew for your challenge yesterday and think carefully about how you will explain it.
3. Start your sentence with an exciting opening. Here are some examples you could choose from: I think, it would be a brilliant idea if, you could try, how about you try
4. Write about <u>your plan</u> . Make sure you give Mr and Mrs Grinling <u>clear instructions</u> on how to complete the plan.
5. Re-read your plan to check it makes sense.
6. Now tick off your writing checklist below.

Have I:

- Used an exciting sentence opening
- Written about my own plan to stop the seagulls from stealing the lunch
- Used adjectives to make my writing exciting
- Used conjunctions to join ideas (eg: and, because, so)
- Used my best handwriting
- Read my work back to check it makes sense

Challenge: To try include as many Year 2 spellings as you can. Check these on the list below.

after	child	every	half	move	plant	whole
again	children	everybody	hold	Mr	poor	who
any	Christmas	eye	hour	Mrs	pretty	wild
bath	class	fast	improve	old	prove	would
beautiful	climb	father	kind	only	should	
because	clothes	find	last	parents	steak	
behind	could	floor	many	pass	sugar	
both	cold	gold	mind	past	sure	
break	door	grass	money	path	told	
busy	even	great	most	people	water	