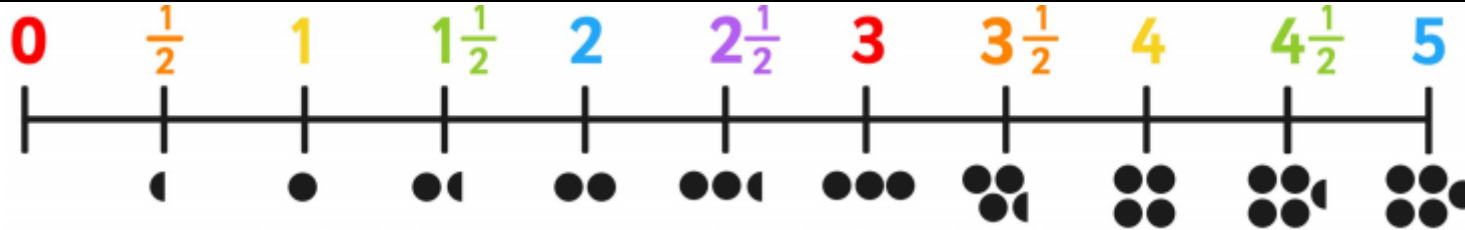









**Lesson 37 LO: To count in fractions (halves)**

1. Say the fractions out loud and listen to the pattern
2. Fill in the missing parts of the caterpillars, use the number line to help if you need.







**Model:** Here is how we can count in halves:

  $\frac{1}{2}$   
 1  
  $1\frac{1}{2}$   
 2  
  $2\frac{1}{2}$

**Count the pizzas out loud.**  
**Can you carry on counting in halves up to 5?**

**Now you try:**


By counting in halves, fill in the missing numbers.

1.  1  $1\frac{1}{2}$  2  $2\frac{1}{2}$
2.   $6\frac{1}{2}$  7  $7\frac{1}{2}$  8
3.   $\frac{1}{2}$      $2\frac{1}{2}$  3  $3\frac{1}{2}$
4.    4  $4\frac{1}{2}$

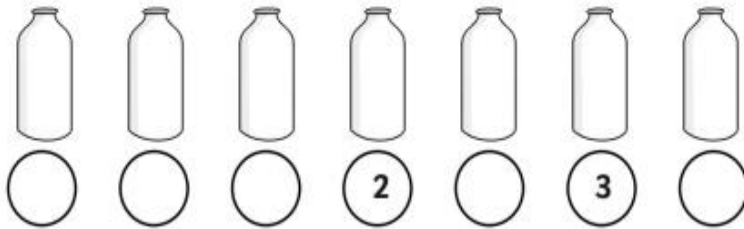
Canonbury Home Learning  
**Steppingstone activity**



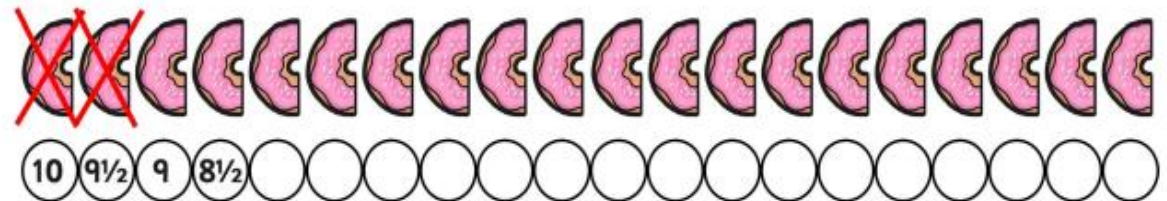
1. How many strawberries are there altogether? Can you count them in halves and fill in the missing numbers?



2. Each bottle has  $\frac{1}{2}$  pint of milk in it. How many pints of milk are there altogether? Can you count them in halves and fill in the missing numbers?



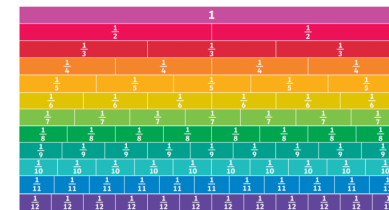
3. I have 10 donuts. I have cut them all in half and eat 6 halves. Can you cross out the donuts I eat and count back to show how many are left each time?



4. Rebecca Rabbit can hop  $\frac{1}{2}$  metre each time she hops. She takes 11 hops. How far has she travelled?



Use the fraction wall on the last page to help with comparing fractions to find equivalents



**LO: To find equivalent fractions** (continued)

**Success Criteria:**

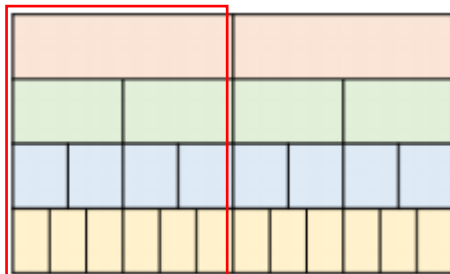
1. Look at the fractions and words in the grid
2. Use them to help you colour the correct amount of each shape (the numerator will tell you this)
3. Fill in any fractions or words which are still missing

**Today we will be looking for patterns which help us spot equivalent fractions.**

**Model:**

A fraction wall is helpful to use when finding equivalents.

$$\frac{1}{2} = \frac{2}{4} = \frac{4}{8} = \frac{6}{12}$$



**Do you notice a pattern in these equivalent fractions?**

In equivalents of a half, the **denominator** is always **double the numerator!**

Use the fraction wall to fill in the missing denominators:  $\frac{1}{4} = \frac{2}{\square} = \frac{3}{\square}$

**Now you try:**


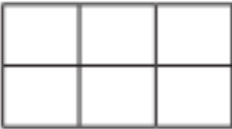
**Complete the table. Can you spot any patterns?**


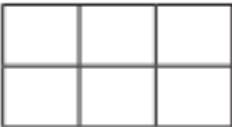
Pictorial representation	Fraction	Words
	$\frac{6}{8} = \frac{3}{4}$	Six eighths is equivalent to three quarters
	$\frac{1}{3} = \frac{\square}{9}$	_____ is equivalent to _____
	$\frac{\square}{4} = \frac{\square}{12}$	Three twelfths is equivalent to _____ quarters
	$\frac{4}{12} = \frac{\square}{\square}$	_____ is equivalent to _____



**Equivalent fractions (3)**



**1** Shade the shapes to help you complete the equivalent fractions.

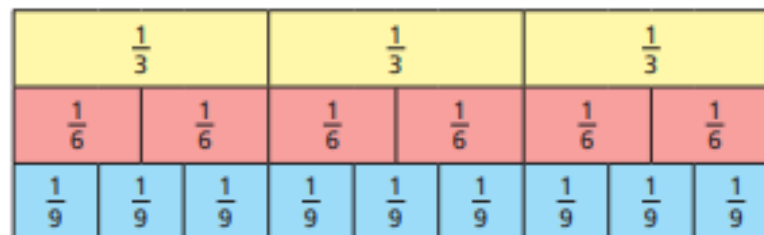
a)    $\frac{1}{3} = \frac{\square}{\square}$

b)    $\frac{1}{2} = \frac{\square}{\square}$

c)    $\frac{3}{4} = \frac{\square}{\square}$

d)    $\frac{3}{4} = \frac{\square}{\square}$

**2** Use the fraction wall to complete the equivalent fractions.



a)  $\frac{1}{3} = \frac{\square}{6}$

d)  $\frac{2}{3} = \frac{6}{\square}$


b)  $\frac{1}{3} = \frac{\square}{9}$

e)  $\frac{4}{6} = \frac{6}{\square}$

c)  $\frac{2}{3} = \frac{4}{\square}$

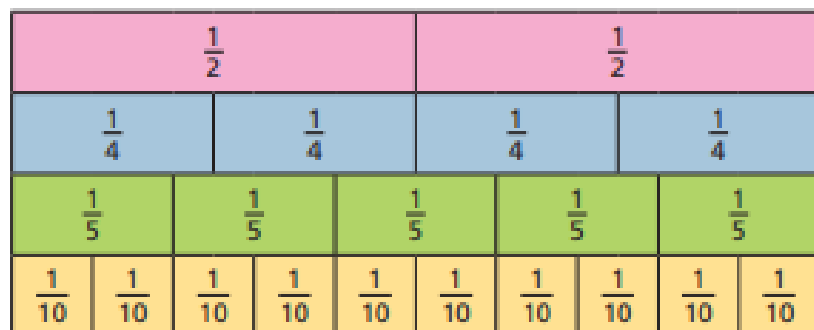
f)  $\frac{1}{3} = \frac{\square}{6} = \frac{\square}{9}$

**3** Draw a picture to show that one quarter is equivalent to two eighths.



## Canonbury Home Learning

- 4 Use the fraction wall to decide whether the fractions are equivalent or not.



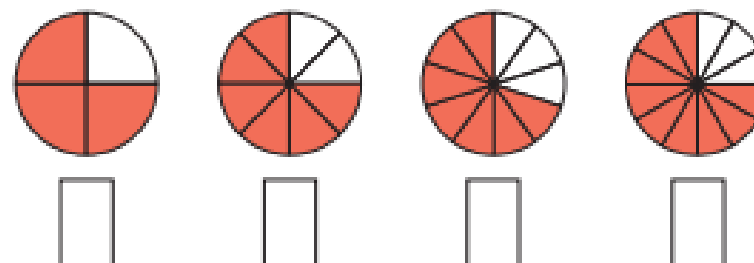
Complete the sentences using **is** or **is not**.

- a)  $\frac{1}{2}$  \_\_\_\_\_ equivalent to  $\frac{2}{4}$
- b)  $\frac{1}{4}$  \_\_\_\_\_ equivalent to  $\frac{2}{10}$
- c)  $\frac{1}{2}$  \_\_\_\_\_ equivalent to  $\frac{5}{10}$
- d)  $\frac{3}{10}$  \_\_\_\_\_ equivalent to  $\frac{2}{5}$
- e)  $\frac{4}{5}$  \_\_\_\_\_ equivalent to  $\frac{8}{10}$
- f)  $\frac{3}{4}$  \_\_\_\_\_ equivalent to  $\frac{4}{5}$

Write some sentences of your own and ask a partner to fill in the gaps.



- 5 a) What fraction of each shape is shaded?



- b) Use the fractions in part a) to complete the sentences.

is equivalent to

is equivalent to

is not equivalent to

is not equivalent to

Compare answers with a partner.

- 6 The bar model represents  $\frac{1}{2}$

Write as many equivalent fractions as you can.

What is the same about all the fractions you have written?

