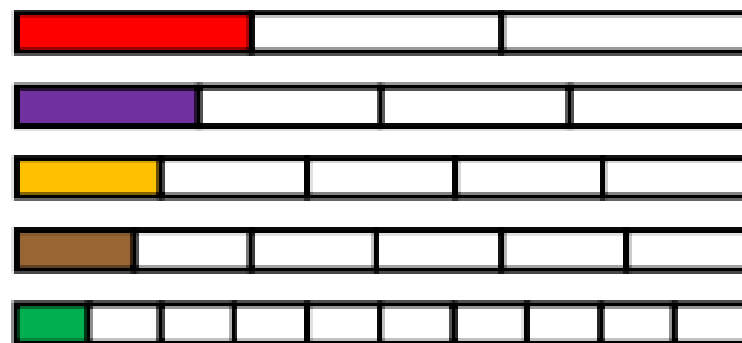


Canonbury Home Learning  
**Year 3 Maths Lesson 38**

**LO: To compare fractions answers**

**Now you try:**

Use  $>$ ,  $<$  or  $=$  to compare fractions. Use the bar models to help here:



$$\frac{1}{10} \text{ ( ) } \frac{1}{4}$$

$$\frac{1}{3} \text{ ( ) } \frac{1}{6}$$

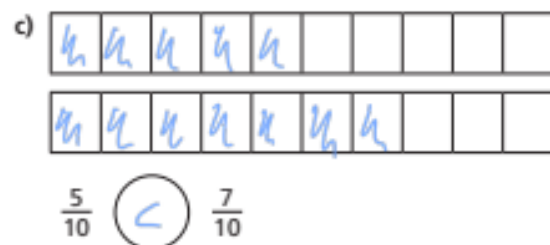
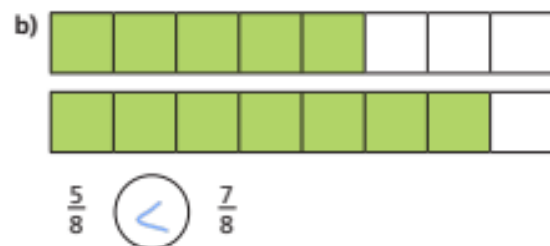
$$\frac{1}{5} \text{ ( ) } \frac{1}{4}$$



## Compare fractions

1 Write <, > or = to compare the fractions.

Use the bar models to help you.



2 Write <, > or = to compare the fractions.

a)  $\frac{1}{5} < \frac{3}{5}$       d)  $\frac{6}{7} > \frac{2}{7}$

b)  $\frac{2}{5} > \frac{2}{5}$       e)  $\frac{6}{13} < \frac{12}{13}$

c)  $\frac{2}{7} < \frac{6}{7}$       f)  $\frac{13}{15} = \frac{13}{15}$

3 Here are some bar models.



a) Shade the bar models to represent the fractions.

b) Write < or > to compare the fractions.

Use the bar models to help you.

$\frac{1}{2} > \frac{1}{3}$        $\frac{1}{4} < \frac{1}{3}$        $\frac{1}{5} < \frac{1}{3}$

$\frac{1}{3} < \frac{1}{2}$        $\frac{1}{4} > \frac{1}{5}$        $\frac{1}{5} < \frac{1}{2}$

Canonbury Home Learning

4 What could the missing numerators and denominators be?

Give three examples for each.

e.g.

a)  $\frac{1}{5} < \frac{\boxed{2}}{5}$       $\frac{1}{5} < \frac{\boxed{3}}{5}$       $\frac{1}{5} < \frac{\boxed{4}}{5}$

b)  $\frac{1}{5} < \frac{1}{\boxed{4}}$       $\frac{1}{5} < \frac{1}{\boxed{3}}$       $\frac{1}{5} < \frac{1}{\boxed{2}}$

5 Jack is comparing fractions.

$\frac{1}{8}$  is greater than  $\frac{1}{4}$   
because 8 is greater than 4

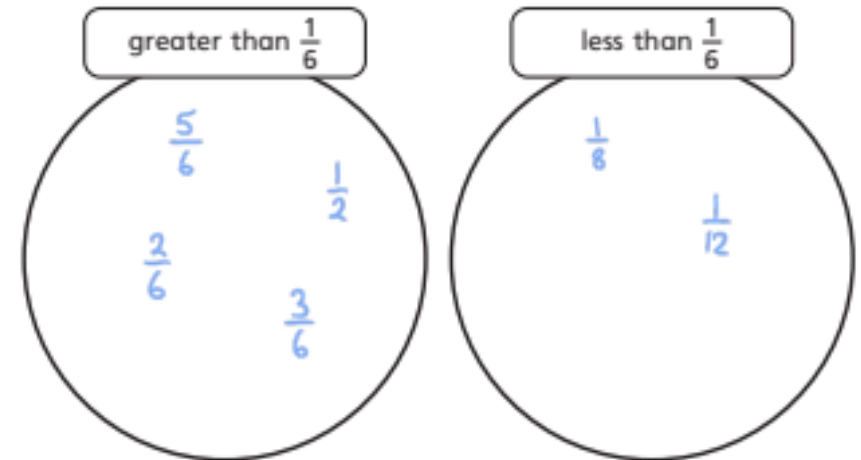
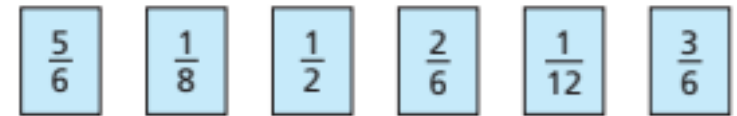


Draw bar models to show that Jack is wrong.

e.g.



6 Sort the fractions into the circles.



7 Complete the sentences using the word bank.

- numerator    denominator    greater    smaller

a) When fractions have the same denominator, the greater the numerator, the greater the fraction.

b) When fractions have the same numerator, the greater the denominator, the smaller the fraction.

