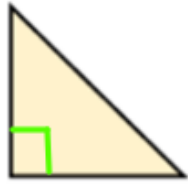
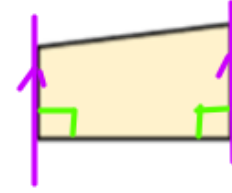
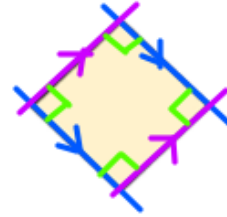
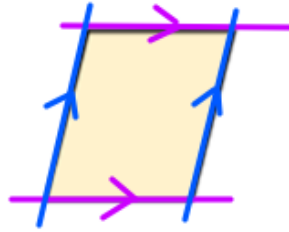


e.g.


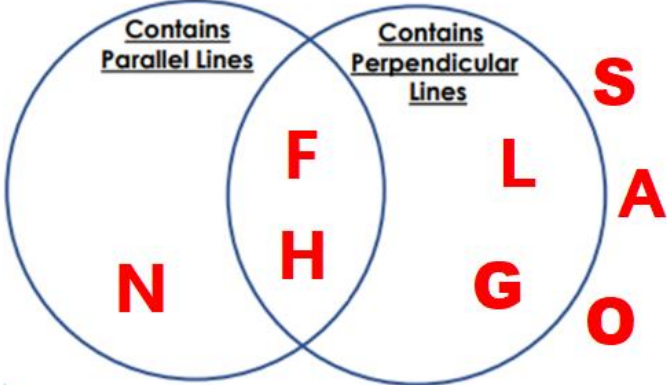
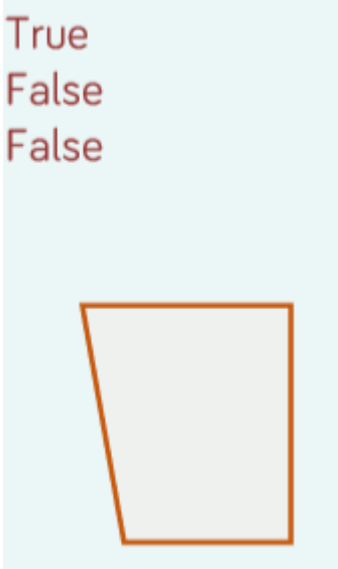


one set of
perpendicular
lines



Year 3 Maths - Main activity ANSWERS

Complete at least 2 columns, more if you can!

Task 1	Task 2	Task 3	Task 4
<p><u>Practice</u> Look around your room for examples of parallel lines and perpendicular lines.</p> <p>Try to find at least 4 examples of each.</p> 	<p><u>Practice</u> Sort the capital letters into the Venn diagram below:</p> 	<p><u>Reasoning</u></p> <p>True False False</p> 	<p><u>Problem solving</u></p> <p>For example.</p> 