

Year 3 Writing

Lesson 5

LO: To use a range of sentence types

The Twits by Roald Dahl <http://www.stonehome.net.au/4red/TwitsHTML/index.htm> .

This week we have

- Looked at the author's rich and varied vocabulary
- Written in the 3rd person
- Used a range of sentence types

You need to try to include all of these in your own writing today.

Think about a nasty trick of your own that Mr or Mrs Twit could do.

Write about the trick as if you had been asked by Roald Dahl to make up an extra bit of the book for him. As well as thinking of a brilliant trick, you need to try to use the sort of language Roald Dahl uses- exaggeration, alliteration and funny details.

Organise your section of the story into paragraphs and if there is direct speech, remember the punctuation you need to include. You might even give your bit of story a title to make it seem like a real chapter.

It would be great if you included some illustrations too.



Success Criteria:

- 1. Think about a really horrible, but funny, trick a Twit could do.**
- 2. Write about how they did the trick in the 3rd person (he, she, them, they etc.).**
- 3. Use a variety of sentence types.**
- 4. Try to use powerful words and copy the author's style.**

Extra challenge (optional):

Try to include a little bit of first or second person, to sometimes make the reader feel the author is speaking directly to them. This is hard to do successfully, so only try it if you feel **really** confident.




Steppingstone activity

Lesson 3

LO: To write questions correctly.





The Twits by Roald Dahl <http://www.stonehome.net.au/4red/TwitsHTML/index.htm> . |



Task:

Write a sentence to match each picture about the story

You can draw a picture for each sentence if you wish:

<p>Mr Twit</p> 	<p>Mrs Twit</p> 	<p>Frog trick</p> 	<p>Spaghetti trick</p> 
--	---	--	--

Word bank:

mean	nasty	horrible
put	worms	frightened
laughed	annoyed	angry

Success Criteria:

1. Write at least one sentence about each picture.
2. Start each sentence with a capital letter.
3. Read and check each sentence.
4. You can draw pictures.

Extra challenge (optional):

Make up an extra trick a Twit could do and write a sentence to say what the trick was.



