

We have looked in detail at the main features of instructions:

- purpose
- visual layout
- imperative verbs/adverbs
- time order/conjunctions

You are going to write your own instructions and try to include all the features independently.

Choose something fairly simple that you know how to make or do- I have included some suggestions at the bottom of this if you are not sure what to write about.

Write a clear set of instructions that includes all the features that we have seen so far in this unit- including the **features of language** needed.



A special breakfast



Polishing school shoes



Caring for a pet

If you are unsure, it would help you to write accurate instructions if you actually did or made your instructions and recorded each step.

Checklist of features

Headings
Resources needed
Pictures
Time conjunctions
Imperative verbs
Effective adverbs
Effective layout

Success Criteria:

1. Choose something that you **confidently know how to do or make.**
2. Include all the **features on the checklist.**
3. Think carefully about **clear, effective visual layout.**

Extra challenge: Choose something a bit more complex that includes technical vocabulary to write instructions for.



Steppingstone activity

Lesson 2

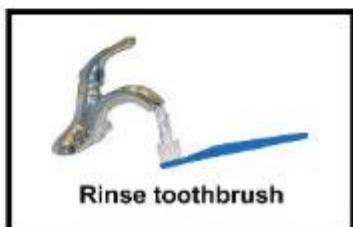
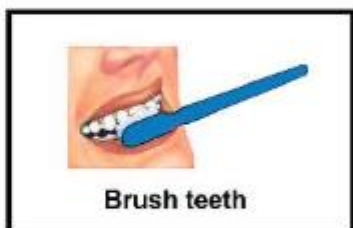
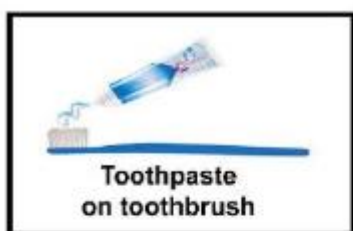
LO: To write instructions

We have looked at lots of instructions.

Write your own instructions today: **How to clean your teeth.**

There are words and pictures below to help you.

Actually clean your teeth to help you think about what instructions need to be included.



Success Criteria:

- | |
|--|
| 1. Think about what to do- do it if that helps. |
| 2. Write a short sentence to explain each step . |
| 3. Include pictures and headings to make your steps clear . |