

Starter

Sort these calculations into two lists: those with answers greater than 50 and those with answers smaller than 50.

Don't work out the calculations – just estimate the answers!

$100 - 63$	$23 \times 8$
$500 \div 2$	$14 \times 3$
$18 \times 6$	$72 \div 9$
$268 - 199$	$\frac{2}{3}$ of 120
$843 - 789$	$\frac{1}{2}$ of 96

Smaller than 50	Greater than 50
$100 - 63$	$500 \div 2$
$14 \times 3$	$268 - 199$
$72 \div 9$	$843 - 789$
$\frac{1}{2} 96$	$18 \times 6$
	$23 \times 8$
	$\frac{2}{3} 120$



**Summer week 9 Lesson 4 – 25.06.20**

**LO: To solve problems using 2-way tables**

**Success Criteria:**

- |  |
|--|
| 1. Look at the title and work out what the table is about  |
| 2. Read the question and underline key info.   |
| 3. To work out totals add the amounts in the rows and columns e.g. Total roasts is $119 + 122 = 241$ |
| 4. To calculate your grand total ( row total and column total should equal the same amount)          |

**Model**

This table shows the number of bath bombs produced by 3 people over 3 days.

The table is incomplete.

	Chloe	Jake	Ash	Total
Mon	163	101	89	353
Tues	132	94	83	309
Wed	57	93	68	218
Total	352	288	240	880

Chloe says, "I made 67 bath bombs on Wednesday."

Do you agree with Chloe? Convince me.

Chloe is incorrect because she made 57 bath bombs on Wednesday.  $93 + 68 = 161$ .  $218 - 161 = 57$ .  
 Or filling in other information;  $163 + 132 = 295$ .  $352 - 295 = 57$ .

Y5

Using the information below, complete the two-way table showing the different types of monster cards that three friends have collected.

	Sky	Water	Fire	Total
Sam	84	174	42	300
Ross	57	163	62	282
Lauren	83	172	78	333
Total	224	509	182	915

- Sam has twice as many sky cards as fire cards.
- The friends have 509 water cards between them.
- Lauren has one fewer sky card than Sam.

$84$  is twice as big as  $42$

$174 + 163 + 172 = 509$


$84 - 1 = 83$



**1a. This table shows the gender and birth year of children at a school.**

	2011	2012	Total
Boys	25	A	44
Girls	13	18	31
Total	B	37	75

Create 2 questions about the missing information in the table. Calculate the answers.




5 PS

**2a. This table shows the number of boxes packed in a day at a factory. The table is incomplete.**

	AM	PM	Total
Kylie	24		42
Bohuslav		22	43
Total	45	40	85

Kylie says, "I think I packed 15 boxes in the afternoon."

Do you agree with Kylie? Convince me.




5 R

**3a. Using the information below, complete the two-way table showing whether children in Upper Key Stage 2 ate breakfast or not.**

	Yes	No	Total
Y5		12	47
Y6	36		
Total			

- There are 100 children in total
- There is one more Year 6 child that eats breakfast than in Year 5
- 29 children don't eat breakfast



5 PS

**1a. Various answers, for example: A = How many boys were born in 2012? 19; B = How many children were born in 2011? 38**

**2a. Kylie is incorrect. She packed 18 boxes.  $42 - 24 = 18$  or  $40 - 22 = 18$ .**

**3a.**

	Yes	No	Total
Y5	35	12	47
Y6	36	17	53
Total	71	29	100

**Task 1**

**Expected**

4a. Various answers, for example: A = How many children in reception are left-handed? 14; B = How many right-handed children are in the infant school? 125

5a. Yussef is correct. He made 12 tuna sandwiches.  $83 + 107 = 190$ .  $202 - 190 = 12$ .

6a.

	<21	21-30	>30	Total
Cheese	73	164	105	342
Pepperoni	53	73	45	171
Hawaiian	34	124	60	218
Total	160	361	210	731

**Task 2**

7a. Various answers, for example: A = How many more medium white jumpers were made than small white jumpers? (1,624– 845) 779; B = How many white jumpers were made altogether? 4,099

8a. Frank is correct. He made 628 calls on Thursday.

	Mon	Tue	Wed	Thu	Total
Sally	324	262	362	54	1,002
Frank	106	275	303	628	1,312
Yussuf	312	326	351	316	1,305
Total	742	863	1,016	998	3,619

9a.

	Y8	Y9	Y10	Y11	Total
Dog	472	526	415	483	1,896
Cat	413	315	571	393	1,692
Hamster	189	162	174	183	708
Total	1,074	1,003	1,160	1,059	4,296

**Task 3**

120 people were asked where they went on holiday during the summer months of last year.



Use this information to create a two-way table.

In June, 6 people went to France and 18 went to Spain.

In July, 10 people went to France and 19 went to Italy.

In August, 15 people went to Spain.

35 people went to France altogether.

39 people went to Italy altogether.

35 people went away in June.

43 people went on holiday in August.

	June	July	August	TOTAL
France	6	10	19	35
Spain	18	13	15	46
Italy	11	19	9	39
TOTAL	35	42	43	120