

Starter

Roll the two dice to create a decimal number.
Round the number to the nearest whole one.
Repeat this so that you have eight decimal numbers.
List your decimal numbers in order from largest to smallest.

$$\begin{array}{c} 7 \\ \hline \end{array} . \begin{array}{c} 6 \\ \hline \end{array} \longrightarrow 8$$

Extension

Roll the dice 3 times and make a decimal number with 2 decimal places then order your decimals.



Summer week 10 Lesson 4– 02.07.20

LO: To problem solve about tables and graphs

Success Criteria:

1. Read the question carefully
2. Underline the key words
3. Identify which part of the table/ graph you are focussing on
4. Identify the calculation needed and solve it!



Look carefully at the time table below for the buses that run around Hogwarts.

Station Stop	Bus A	Bus B	Bus C
<i>Herbology</i>	06:30	08:30	10:30
<i>Umbridge's Office</i>	06:40	08:40	10:40
<i>Boy's Dormitory</i>	07:00	–	11:00
<i>Clock Tower</i>	07:20	09:20	11:20
<i>Owlery</i>	07:30	09:30	–
<i>Stone Circle</i>	07:35	09:35	11:35
<i>Hagrid's Hut</i>	07:50	–	11:50
<i>Great Hall</i>	08:10	10:10	12:10
<i>Boat House</i>	08:20	10:20	–
<i>Viaduct</i>	08:35	–	12:35
<i>Stone Bridge</i>	08:50	10:50	12:50

Answer the questions below using the information from the timetable.

- 1) How long does it take to get from Herbology to Stone Circle?
- 2) How long does it take to get from Hagrid's Hut to Stone Bridge?
- 3) How long will you be on the bus if you got on at Herbology and got off the bus at Stone Bridge?
- 4) Harry needs to get to Hagrid's Hut for 8:30. What bus will he need to get?
- 5) If Harry is at the Boy's Dormitory. He needs to get to the Boat House, what is the last bus he will be able to catch?
- 6) Ron needs to get off the bus at the Owlery. Why should he not get bus C?
.....
- 7) How many buses stop at the Viaduct?
- 8) Ron has missed Bus A and needs to be at Hagrid's Hut for 09:30. What bus will he need to get now? How late will Ron be getting to Hagrid's Hut?

Summer week 10 Lesson 4– 02.07.20

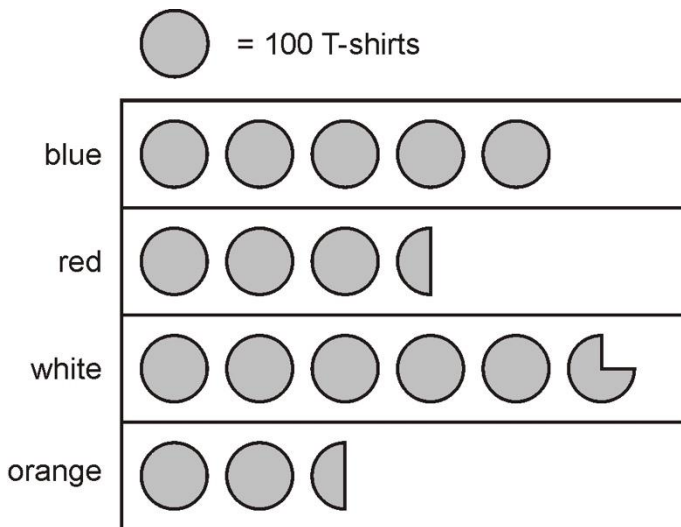
LO: To problem solve about tables and graphs

Answer as many of these mixed statistics problems as possible based on all the work you have covered in the past few weeks.

Q1.

A shop sells T-shirts.

This chart shows how many T-shirts were sold in a month.



- Write the colours of the T-shirts that sold **more than 400** in the month.
- How many red T-shirts and orange T-shirts were sold **altogether**?
- How many **more** white than blue T-shirts were sold?

Q2.

These are some prices in a fish and chip shop.

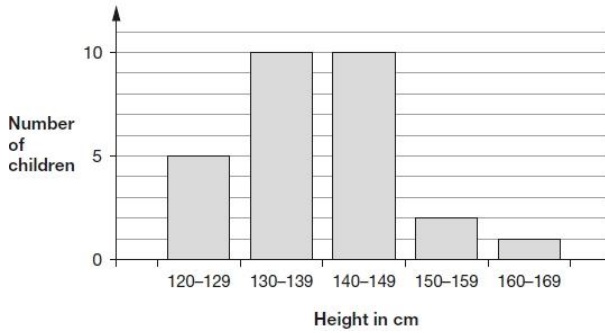
Fish £2.30	Peas 35p
Sausage £1.80	Curry sauce 40p
Chips (small bag) 60p	Bread roll 30p
Chips (large bag) 90p	Pickled onion 28p

- Alfie buys one fish, a large bag of chips and a pickled onion.
How much does he pay?
- Megan buys a sausage and a bread roll.
Chen buys a small bag of chips and a curry sauce.

How much **more** does Megan pay than Chen?

Q3.

The graph shows the heights of 28 children in Alfie's class, to the nearest centimetre.



Alfie is 153 cm tall.

He says,

'Only one person in my class is taller than I am.'

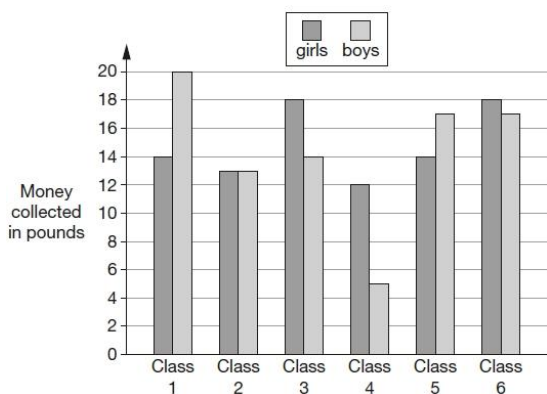
Emma says,

'You can't tell this from the graph.'

Explain why Emma is correct.

Q4. Six classes at Winward Primary School collected some money.

The chart shows how much money the boys and girls collected.



- a. In Class 4, how much more money did the girls collect than the boys?
- b. How many classes collected more than £30?

Q5.

Megan likes honey, but not jam.

Alfie likes honey and jam.

Chen does not like honey or jam.

Donna only likes jam.

Write the children's names in the correct parts of the sorting diagram.

	likes honey	does not like honey
likes jam		
does not like jam		

Q6.

Here is a diagram for sorting numbers.

Write **one number** in each box.

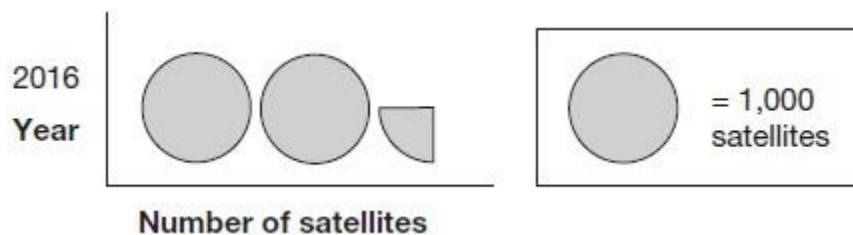
One is done for you.

	multiple of 5	not a multiple of 5
multiple of 3	30	
not a multiple of 3		

2 marks

Q7.

This pictogram shows the number of satellites above the Earth in 2016.



How many satellites were above the Earth in 2016?

Q8.

Here are the temperatures in four cities at midnight and at midday.

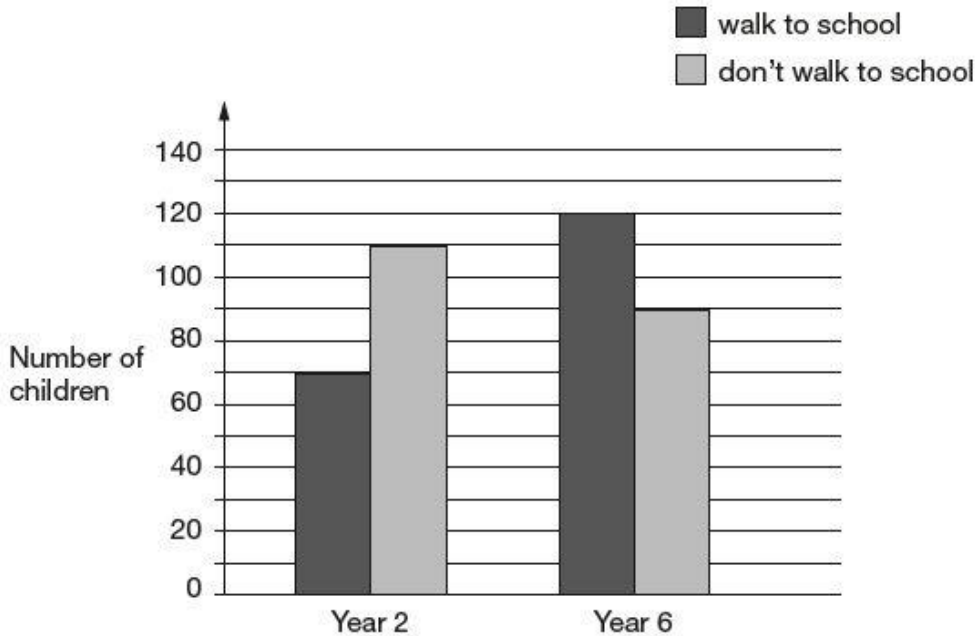
City	Temperature	
	At midnight	At midday
Paris	-4°C	-2°C
Oslo	-13°C	-7°C
Rome	3°C	10°C
Warsaw	-6°C	2°C

- At **midnight**, how many degrees colder was Paris than Rome?
- Which city was 6 degrees colder at midnight than at midday?

Q9.

William asks the children in Year 2 and Year 6 if they walk to school.

This graph shows the results.



- Altogether, how many children **don't** walk to school?
- How many **more** Year 6 children than Year 2 children walk to school?

Q10.

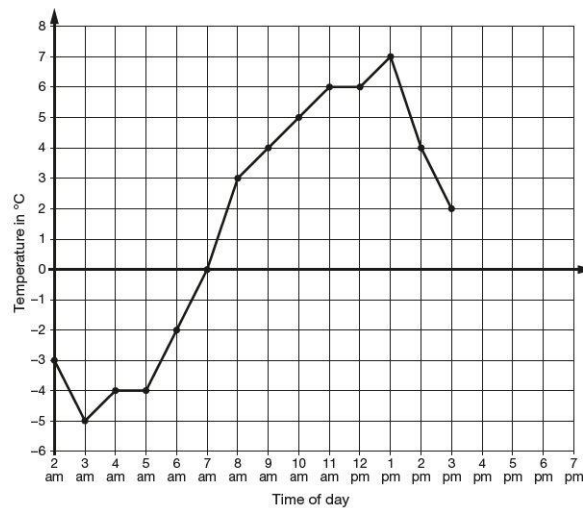
This table shows the heights of three mountains.

Mountain	Height in metres
Mount Everest	8,848
Mount Kilimanjaro	5,895
Ben Nevis	1,344

How much higher is Mount Everest than the combined height of the other two mountains?

Q11.

This graph shows the temperature in °C from 2 am to 3 pm on a cold day.



- How many degrees **warmer** was it at 3 pm than at 3 am?
- At 6 pm the temperature was 4 degrees lower than at 3 pm.
- What was the temperature at 6 pm?

Q12.

Here is the morning timetable for Chen's class this week.

Time	Mon	Tue	Wed	Thu	Fri
9:00 am – 10:30 am	Maths	English	Maths	English	Maths
10:30 am – 11:00 am	Break	Break	Break	Break	Break
11:00 am – 12:00 pm	English	Maths	Science	Maths	English

What is the **total** number of hours for **English** on this timetable?