

Starter

Mild – complete questions 1-4 and 11-14

Double each of the following numbers:

1) $780 = \underline{\hspace{2cm}}$

2) $290 = \underline{\hspace{2cm}}$

3) $2480 = \underline{\hspace{2cm}}$

4) $3840 = \underline{\hspace{2cm}}$

5) $12630 = \underline{\hspace{2cm}}$

6) $5.6 = \underline{\hspace{2cm}}$

7) $2.75 = \underline{\hspace{2cm}}$

8) $9.72 = \underline{\hspace{2cm}}$

9) $6.85 = \underline{\hspace{2cm}}$

10) $5.92 = \underline{\hspace{2cm}}$

Find half of the following numbers:

11) $880 = \underline{\hspace{2cm}}$

12) $450 = \underline{\hspace{2cm}}$

13) $2150 = \underline{\hspace{2cm}}$

14) $7670 = \underline{\hspace{2cm}}$

15) $3560 = \underline{\hspace{2cm}}$

16) $16.5 = \underline{\hspace{2cm}}$

17) $7.68 = \underline{\hspace{2cm}}$

18) $15.72 = \underline{\hspace{2cm}}$

19) $11.5 = \underline{\hspace{2cm}}$

20) $7.38 = \underline{\hspace{2cm}}$



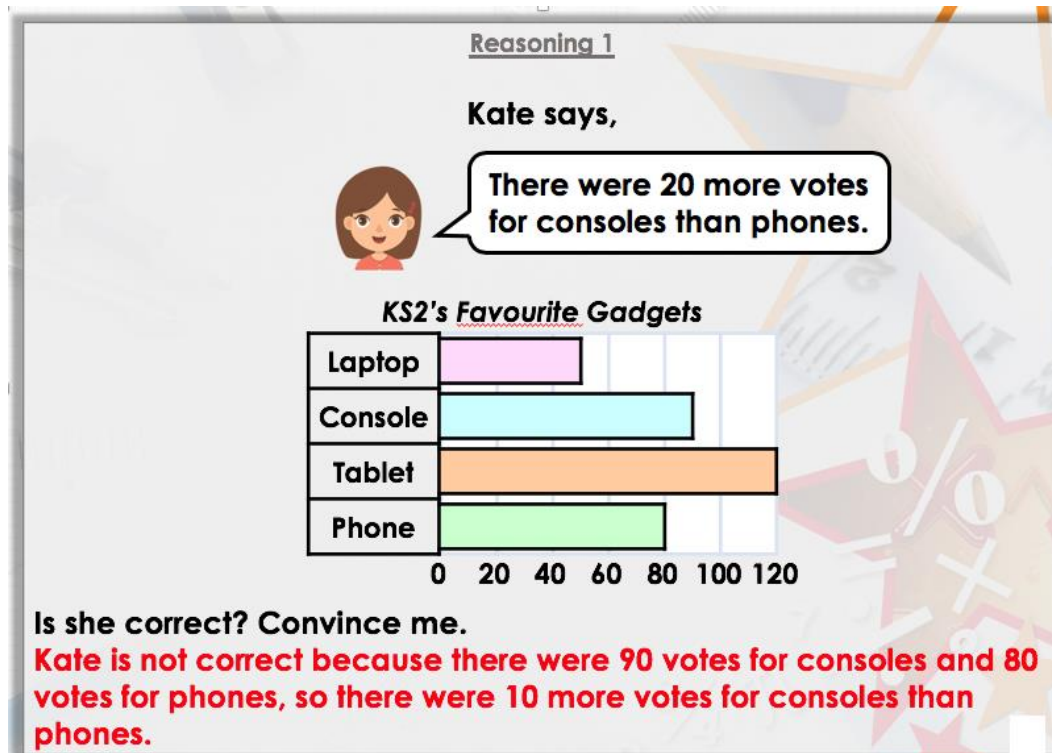
Summer week 7 Lesson 4 – 11.06.20

LO: Reason about graphs.

Success Criteria:

1. Read the question carefully twice.
2. Decide what calculation it needs
3. Remember to explain WHY in your answer

Model



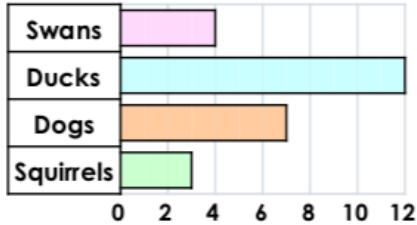


1a. Georgia says,



There are 10 more ducks than squirrels.

Animals at the Park



Is she correct? Convince me.

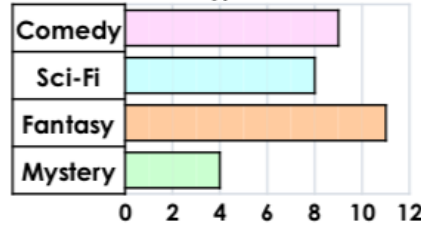
4 R

1b. Frankie says,



There are 5 more votes for sci-fi than mystery.

Favourite Type of Book



Is he correct? Convince me.

2a. Circle the odd one out of A, B and C.

Day	Houses Sold
Friday	2
Saturday	6
Sunday	5
Monday	1

- A. Ten houses were sold altogether.
- B. Most of the houses were sold on the Saturday.
- C. 1 house was sold on Monday.



Explain your reasoning.

4 R

2b. Circle the odd one out of A, B and C.

Birds in the Garden	Number Counted
Robin	1
Pigeon	6
Magpie	3
Sparrow	5

- A. The most common bird in the garden was the robin.
- B. There were 15 birds altogether.
- C. The robin was the least common bird.



Explain your reasoning.

4 R

3a. Fill in the missing data.

More children travel by car than bike but fewer children go in the car than walk.

Two more children travel by bus than car.

Method of Transport to School

Walk	Car	Bike	Bus



= 2 votes

4 PS

3b. Fill in the missing data.

There are more Fords than Nissans but fewer Fords than Vauxhalls.

There is 1 more Kia than Nissans.

Make of Cars in the School Car Park

Ford	Vauxhall	Nissan	Kia



= 2 cars

4 PS

Canonbury Home Learning
Year 4/5 Maths

Summer week 7 Lesson 4 – 11.06.20

LO: Reason about graphs.


Success Criteria:

- | |
|---|
| 1. Read the question carefully twice. |
| 2. Decide what calculation it needs |
| 3. Remember to explain WHY in your answer |

Model:

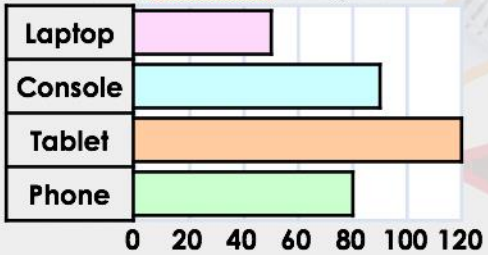
Reasoning 1

Kate says,



There were 20 more votes for consoles than phones.

KS2's Favourite Gadgets



Gadget	Votes
Laptop	50
Console	90
Tablet	120
Phone	80

Is she correct? Convince me.

Kate is not correct because there were 90 votes for consoles and 80 votes for phones, so there were 10 more votes for consoles than phones.

Circle the odd one out of A, B and C.

Favourite Treats	Votes
Chocolate	80
Sweets	60
Biscuits	30
Crisps	90

A. 250 people voted for their favourite treats.

B. Crisps received the highest number of votes.

C. 60 people voted for sweets.

Explain your reasoning.

A is the odd one out because it is incorrect. 260 people voted for their favourite treats.

Y4


Task 1 - Mild

4a. Melissa says,



There are 20 more parsnips than leeks.

Number of Vegetables in an Allotment



★ Is she correct? Convince me. 4 R

5a. Circle the odd one out of A, B and C.

Distance to School	Number of Children
0 – 1km	20
1 – 2km	60
2 – 3km	10
3 – 4km	10

- A. The data shows the distance to school for 100 children.
- B. Most of the children live 0 – 1km away.
- C. 60 children live 1 – 2 km away.

★ Explain your reasoning. 4 R

6a. Fill in the missing data.

There were fewer votes for Animals than Rainforests but more votes than Romans.

There were 10 fewer votes for Explorers than Romans.

Year 4's Favourite Topic



★ = 10 votes 4 PS


Task 2 - Spicy

7a. Sarah says,



10 fewer people walk over 9km a day than between 5 and 7km.

Distance Walked Each Day



★ Is she correct? Convince me. 4 R

8a. Circle the odd one out of A, B and C.

Tuck Shop Snacks	Number Sold
Bread Sticks	
Raisins	
Crackers	
Fruit Pot	

- A. 50 snacks were sold at the tuck shop altogether.
- B. Crackers were the least popular snack.
- C. Bread sticks were the most popular snack.

★ Explain your reasoning. 4 R

9a. Fill in the missing data.

There were fewer votes for winter than spring, but more for winter than autumn.

There were 225 votes for summer and autumn altogether.

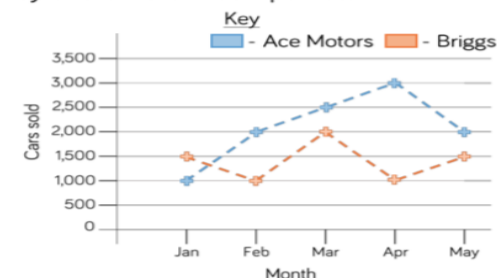
Favourite Season of the Year



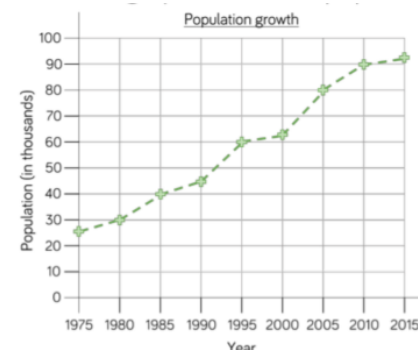
★ = 50 votes 4 PS

Task 3 - Red Hot

The graph shows the number of cars sold by two different companies.



- How many more cars did Ace Motors sell than Briggs in April?
- From January to March, how many cars did each company sell? Who sold more? How many more did they sell?
- Crooks Motors sold 250 more cars than Briggs each month. Plot Crooks Motors' sales on the graph.



What was the population in 1985?

How much did the population grow between 1990 and 2010?

When was the population double the population of 1985?

