

**Year 4/5 Writing**

**Summer 2- Week 6- Lesson 4**

**LO: To justify inferences from text**

**Task 1:**

Now that we have read to the end of the story, reflect on what you think this image marks the beginning of.

Create a thought bubble in your books and think about what it symbolises, what it means, and what the next part could be.

**I.e. Look at the example to inspire some of your own ideas.**



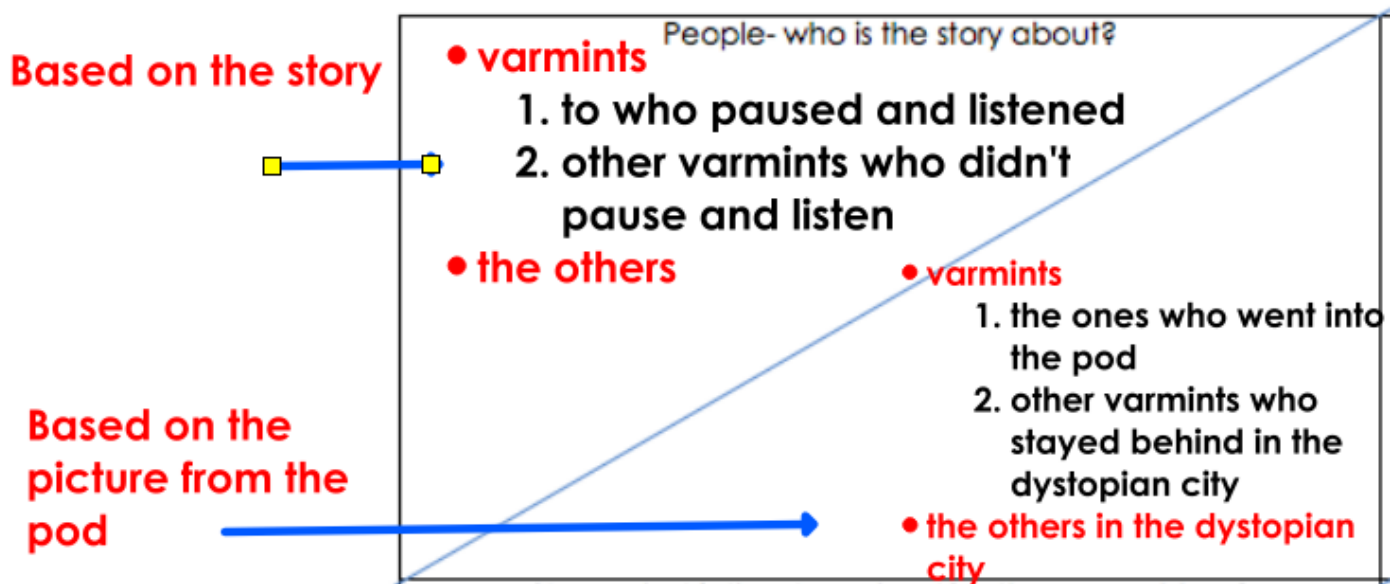
**Task 2:** The grid below is a 'tell me grid'. Complete the questions on the grid based on your knowledge and understanding of the story.

**Task 3:** Now complete the second part of the grid using the image from the story of the varmint peering down from the pod (image below). Think about the following things when completing the grid.

- Do you believe the varmint made the right choice?
- Consider what happened to those who chose to stay.



**Example:**



**Task 4:** Let's now think from a different perspective of the story. Think about those who have been left behind. How do you think they may feel?

- The abandoned plant - what is the plant likely to witness following the departure of the varmint?
- Varmints – did they choose to stay or have they not had the opportunity to escape?
- 'Others' – are they satisfied with the world they have created or do they have doubts?

**When answering these questions don't worry about getting the correct answer. There are no right or wrong answers. It is your opinion.**

People- who is the story about?

Places- where is the story set?

Story- what is the story about? Is there a problem?

Time- how does the story change over time?



**Task 1:**

Now that we have read to the end of the story, reflect on what you think this image marks the beginning of.


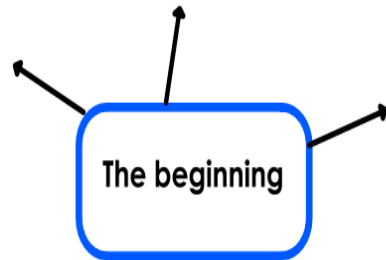
Create a thought bubble in your books and think about what it suggests, what it means, and what the next part could be.

**I.e. Look at the example to inspire some of your own ideas.**

This shows the foundation of a plant, which I think means a new life. It is similar to that of a new beginning.

I think the varmints may go on a new journey.

Having hope even during the most difficult times.



**Task 2:** The grid below is a 'tell me grid'. Complete the questions on the grid based on your knowledge and understanding of the story. There are two parts to the grid. You are only completing the first part for this task.

**Task 3:** Now complete the second part of the grid using the image from the story of the varmint peering down from the pod (image below). Think about the following things when completing the grid.

- Did the varmints make the right choice? Why/ why not?
- What do you think happened to the ones who stayed behind?



People- who is the story about?

- **varmint**

1)


1. to who paused and listened
2. other varmint who didn't pause and listen

- **the others**

---

2)

- **varmint**- the ones who left and went to the pods
- **the varmint**- who stayed behind in the urbanised setting
- **the others**- who came in the beginning



**Task 4:** Let's now think from a different perspective of the story. Think about those who have been left behind. How do you think they may feel?

- The abandoned plant - what is the plant likely to witness following the departure of the varmint?
- Varmints – did they choose to stay or have they not had the opportunity to escape?
- 'Others' – are they satisfied with the world they have created or do they have doubts?

**When answering these questions don't worry about getting the correct answer. There are no right or wrong answers. It is your opinion.**

People- who is the story about?

1)

2)



Places- where is the story set?

1)

2)



Story- what is the story about? Is there a problem?

1)

2)



Time- how does the story change over time?

1)

2)



